

**AGENDA ITEM 25**

Consider recognizing the week of May 12 - 18, 2003 as Internal Audit Week.

Kathy Wierzowiecki from the Auditor's office handed the Commissioners a brochure on internal auditing. She introduced and thanked the following internal auditors for their work; Gloria Zamarripa, Susan Weaver; Ardis Simcik, and Arlena Percival

Moved: **Commissioner Boatright**

Seconded: **Commissioner Heiligenstein**

Motion: To recognize the week of May 12 – 18, 2003 as Internal Audit Week.

Vote: **5 - 0**

**AGENDA ITEM 26**

Consider recognizing the month of May as Internal Audit Awareness Month.

Moved: **Commissioner Boatright**

Seconded: **Commissioner Heiligenstein**

Motion: To recognize the month of May as Internal Audit Awareness Month.

Vote: **5 - 0**

**AGENDA ITEM 27**

Consider authorizing advertising and setting date of June 3, 2003 at 2:00 p.m. in the Auditor's office to receive bids for fencing labor and labor/materials.

Moved: **Commissioner Boatright**

Seconded: **Commissioner Heiligenstein**

Motion: To authorize the advertising and setting the date of June 3, 2003 at 2:00 p.m. in the Auditor's office to receive bids for fencing labor and labor/materials.

Vote: **5 - 0**

**AGENDA ITEM 28**

Consider approving Investment Committee Report for First Quarter 2002-2003.

Moved: **Commissioner Boatright**

Seconded: **Commissioner Heiligenstein**

Motion: To approve Investment Committee Report for First Quarter 2002-2003.

Vote: **5 - 0**

<Attachment>

# Williamson County

**Vivian L. Wood**  
County Treasurer



## MEMORANDUM

Date: May 9, 2003

To: The Honorable John C. Doerfler, County Judge  
The Honorable Mike Heiligenstein, Commissioner, Precinct 1  
The Honorable Greg Boatright, Commissioner, Precinct 2  
The Honorable David Hays, Commissioner, Precinct 3  
The Honorable Frankie Limmer, Commissioner, Precinct 4  
710 Main Street, Suite 201  
Georgetown, TX 78626

From: *Vivian L. Wood*  
Vivian L. Wood  
County Treasurer  
Certified Investment Officer

Gentlemen:

The Investment Committee reviewed and approved the attached investment reports for the first quarter of fiscal year 2002-2003.

An in-depth discussion of the present investments markets was held at the meeting on March 24<sup>th</sup>. The present stance of the Committee is to hold all investment funds in safe, readily liquid investments at this time. The present investments markets for government funds are limited on a short term basis and the longer term investments would be for a term longer than is feasible for County reserve funds. The Committee also discussed the anticipated investment income for the 2003-2004.

The Committee also accepted the required Public Funds Investment Act education certification for David Flores, County Auditor and, the Certified Investment Officer certification for Vivian Wood, County Treasurer.

This information has been placed on the Commissioners Court May 13<sup>th</sup> Agenda.

**WILLIAMSON**  
**W**  
**COUNTY**  
**TEXAS**

**Monthly Investment Report**

**For the Quarter Ended**

**December 31, 2002**

**Prepared by**



**FIRST SOUTHWEST ASSET MANAGEMENT, INC.**

Williamson County  
Monthly Investment Report  
Investment Officers' Certification  
For the Quarter Ended  
December 31, 2002

This report is prepared for Williamson County (the "County") in accordance with Chapter 2256 of the Public Funds Investment Act ("PFIA"). Section 2256.023(a) of the PFIA states that "Not less than quarterly, the investment officer shall prepare and submit to the governing body of the entity a written report of the investment transactions for all funds covered by this chapter for the preceding reporting period." This report, which covers the Quarter ended December 31, 2002, is signed by the County's investment officers and includes the disclosures required in the PFIA.

The investment portfolio complied with the PFIA and the County's approved Investment Policy and Strategy throughout the quarter. All investment transactions made in the County's portfolio during this quarter were made on behalf of the County and were made in full compliance with the PFIA and the County's approved Investment Policy.


*Kevin S. Shuck*

Approved 5-13-03  
*John C. Dwyer*

*Williamson County Treasurer*


March 4, 2003

**Williamson County  
PORTFOLIO SUMMARY  
December 31, 2002**



■ Money Markets & Pools 246,339,205.36

Williamson County  
Maturity Summary  
December 31, 2002



Maturity Schedule by Amount					
\$300,000,000					
\$250,000,000					
\$200,000,000					
\$150,000,000					
\$100,000,000					
\$50,000,000					
\$0					
30 Days or Less					
31 to 90 Days					
91 to 180 Days					
181 to 365 Days					
1 year or More					

**Williamson County**  
**DETAIL OF SECURITY HOLDINGS**  
**As of December 31, 2002**

Security Description	Security CUSIP	Coupon	Settlement Date	Maturity Date	Par Value	Purchase Price	Purchase Cost	Book Value	Market Price	Accrued Interest	Market Value	Days to Maturity	Yield to Maturity
County Benefits Program													
TEXPOOL	texpool	1.463					1,499,070.72	1,499,070.72			1,499,070.72		1.46
TEXPOOL PRIME	texprime	1.318			0		1,000,180.54	1,000,180.54		0.00	1,000,180.54		1.32
							2,499,251.26	2,499,251.26		0.00	2,499,251.26		1.40
Debt Service Fund													
TEXPOOL	texpool	1.463					13,166,927.49	13,166,927.49			13,166,927.49		1.46
General Fund													
TEXPOOL	texpool	1.463					19,600,911.22	19,600,911.22			19,600,911.22		1.46
TEXPOOL PRIME	texprime	1.318			0		3,000,541.63	3,000,541.63		0.00	3,000,541.63		1.32
							22,601,452.85	22,601,452.85		0.00	22,601,452.85		1.44
Pooled Funds													
TEXPOOL	texpool	1.463					141,264,825.85	141,264,825.85			141,264,825.85		1.46
TEXPOOL PRIME	texprime	1.318			0		55,009,929.81	55,009,929.81		0.00	55,009,929.81		1.32
							196,274,755.66	196,274,755.66		0.00	196,274,755.66		1.42
Road and Bridge General													
TEXPOOL	texpool	1.463					6,173,524.06	6,173,524.06			6,173,524.06		1.46
TEXPOOL PRIME	texprime	1.318			0		2,000,361.08	2,000,361.08		0.00	2,000,361.08		1.32
							8,173,885.14	8,173,885.14		0.00	8,173,885.14		1.43
Tobacco Funds													
TEXPOOL	texpoc	1.463					3,622,932.96	3,622,932.96			3,622,932.96		1.46
TOTAL PORTFOLIO							246,339,205.36	246,339,205.36		0.00	246,339,205.36		1.43

**Williamson County**  
**YIELD SUMMARY**  
**December 31, 2002**

Security Description	Security CUSIP	Settlement Date	Maturity Date	Par Value	Market Value	Percent of Assets	Days to Maturity	Weighted Average Maturity	Yield to Maturity
<b>Money Markets &amp; Pools</b>									
TEXPOOL	texpool				185,328,192.30	75.23			1.46
TEXPOOL PRIME	texprime			0	61,011,013.06	24.77			1.32
				0	246,339,205.36	100.00		0	1.43
TOTAL PORTFOLIO				0	246,339,205.36	100.00		0	1.43



Williamson County  
QUARTERLY MARKET VALUE ASSET RECONCILIATION  
From 09-30-02 To 12-31-02

Security	09-30-02 Market Value	Additions Purchases	Withdrawals Sales	Realized Gains	Unrealized Gains	Interest Dividends	12-31-02 Market Value
TEXPOOL	148,138,256	73,424,221	-36,985,634	[Fees] 0		751,350	185,328,192
TEXPOOL PRIME	0	61,011,013	-11,013	0		11,013	61,011,013
	148,138,256	134,435,234	-36,996,647	0		762,363	246,339,205
Average Capital	176,889,489						
Total Gain before Fees	762,363						
IRR for 0.25 Years	0.43%						
FLEXIBLE REPURCHASE AGREEMENT							
FLEX REPO - SALOMON SMITH	53,782,377	363,479	-54,509,335	0	0	363,479	0
BARNEY							
4.055% Due 10-15-02							
FLEX REPO - LEHMAN BROS	38,868,217	0	-40,133,960	0	0	1,265,743	0
6.513% Due 12-15-02							
Accrued Interest	0					0	0
	92,650,594	363,479	-94,643,296	0	0	1,629,223	0
Average Capital	39,328,267						
Total Gain	1,629,223						
IRR for 0.25 Years	4.14%						
TOTAL PORTFOLIO							
	240,788,850	134,798,713	-131,639,943	0	0	2,391,586	246,339,205
External Additions	134,798,713						
External Withdrawals	-131,639,943						
Average Capital	216,217,755						
Total Gain before Fees	2,391,586						
IRR for 0.25 Years	1.11%						

**Williamson County**  
**Series 2000**  
**PURCHASE AND SALE/MATURITY**  
*From 10-01-02 To 12-31-02*

Trade Date	Settle Date	Quantity	Security	Unit Price	Amount
SALE/MATURITIES					
12-15-02	12-15-02	38,868,217	FLEX REPO - LEHMAN BROS 6.513% Due 12-15-02	100.000	38,868,217.00
					<u>38,868,217.00</u>

*Williamson County*  
**Series 2001**  
**PURCHASE AND SALE/MATURITY**  
*From 10-01-02 To 12-31-02*

Trade Date	Settle Date	Quantity	Security	Unit Price	Amount
<b>PURCHASES</b>					
10-15-02	10-15-02	363,479	FLEX REPO - SALOMON SMITH BARNEY	100.000	363,479.23
			4.055% Due 10-15-02		<u>363,479.23</u>
<b>SALES/MATURITIES</b>					
10-15-02	10-15-02	54,145,856	FLEX REPO - SALOMON SMITH BARNEY	100.000	54,145,855.90
			4.055% Due 10-15-02		<u>54,145,855.90</u>

*Williamson County*  
**AMORTIZATION AND ACCRETION**  
*December 31, 2002*

Purchase Information				Amortization/Accretion Information			
Quantity	Purchase Date	Price	Total Cost	Month To Date	Year To Date	Total To Date	Adjusted Cost
			0.00	0.00	0.00	0.00	0.00

GRAND TOTAL

05/13/2003

COUNTY TEXPOOL INVESTMENTS 1ST QUARTER FY 2003  
AVERAGE INTEREST RATE 1.629%

ACCOUNT NAME	FUND #	9/30/02 BALANCE	TOTAL DEPOSIT	INVESTMENT WITHDRAWAL	TOTAL WITHDRAWAL	TOTAL INTEREST	12/31/02 BALANCE
COURTHOUSE SECURITY	2461800001	216,527.00				890.46	217,417.46
CHILD SAFETY FUND	2461800003	301,905.59	42,000.00			1,323.21	345,228.80
COUNTY RMP FUND	2461800006	361,965.88	30,000.00			1,546.93	393,512.81
PAYROLL	2461800007	252,749.86	2,145,159.66		1,886,060.69	2,427.82	514,276.65
D A DRUG ENFORCEMENT	2461800008	130,226.00				535.55	130,761.55
COUNTY BENEFITS FUND	2461800009	2,489,032.55			1,000,000.00	10,038.17	1,499,070.72
GENERAL FUND	2461800010	12,559,005.49	30,469,673.62		23,462,253.73	34,485.84	19,600,911.22
GF BOND 01	2461800011	55,838,241.37	54,145,855.90		34,500,000.00	390,243.83	75,874,341.10
GF BOND 02	2461800012	10,946,497.05			6,500,000.00	37,754.72	4,484,251.77
1996 CAPITAL PROJECTS FUND	2461800014	612,388.99				2,518.54	614,907.53
ROAD BONDS 97	2461800015	3,506.48				14.43	3,520.91
ROAD C O'S 2000	2461800016	7,086,884.29			200,000.00	28,496.75	6,915,381.04
CJ 2000 C O'S	2461800017	4,174,009.82	40,240,475.35		22,000,000.00	36,968.55	22,451,453.72
LIBRARY FUND	2461800020	177,074.37	17,000.00			761.32	194,835.69
ROAD AND BRIDGE GENERAL	2461800021	6,124,568.41	3,527,754.35		3,500,000.00	21,201.30	6,173,524.06
DEBT SERVICE FUND	2461800022	2,619,155.58	10,534,499.38			13,272.53	13,166,927.49
CERT OBLIG 7/15/97	2461800024	1,404,303.25				5,775.36	1,410,078.61
RECORDS MGT & PRESERVATION	2461800026	841,375.88	10,000.00			3,479.69	854,855.57
COURT REPORTER SERVICE	2461800028	319,266.36	23,000.00			1,357.67	343,624.03
ADR FUND	2461800044	67,681.76	3,000.00			284.19	70,965.95
JUSTICE COURT TECH FUND	2461800046	64,878.14	10,000.00			286.27	75,164.41
SHERIFF'S DRUG FUND	2461800096	925.73	10,000.00			23.29	10,949.02
TOBACCO FUNDS	2461800100	3,608,094.29				14,838.67	3,622,932.96
S O TRAINING	2461800102	90,843.71				373.59	91,217.30
LIMITED TAX NOTES 02B	2461800117	13,797,850.92			2,000,000.00	53,355.17	11,851,206.09
TOTALS		124,088,958.77	141,208,418.26	0.00	95,048,314.42	662,253.85	170,911,316.46
INTEREST EARNED ON ALL WILLIAMSON COUNTY ACCOUNTS AT UNION STATE BANK							\$ 19,322.13
1ST QUARTER 2003 INTEREST RATE 1.63%							

NON-COUNTY TEXPOOL INVESTMENTS 1TH QUARTER FY 2003  
AVERAGE INTEREST RATE 1.629%

ACCOUNT NAME	FUND #	9/30/02 BALANCE	TOTAL DEPOSIT	INVESTMENT WITHDRAWAL	TOTAL WITHDRAWAL	TOTAL INTEREST	12/31/02 BALANCE
CITIES HEALTH DISTRICT	2461800002	271,229.34				1,115.45	272,344.79
SH45 ROW	2461800004	18,145,713.61			6,771,153.23	66,206.61	11,440,766.99
AAR DIST 1 I & S	2461800018	506,504.91				2,083.04	508,587.95
AAR DIST 1 CONST	2461800019	3,773.47				15.49	3,788.96
PERMANENT SCHOOL FUND	2461800023	4,055,542.97			3,000,000.00	16,084.12	1,071,627.09
SUPERVISION & CORRECTIONS	2461800025	1,337,762.12	700,000.00		650,000.00	4,342.73	1,392,104.85
COUNTY CLERK CIVIL CONDEM	2461800030	5,144.56				21.16	5,165.72
COUNTY CLERK CIVIL CONDEM	2461800031	18,746.74				77.16	18,823.90
COUNTY CLERK CIVIL CONDEM	2461800032	32,150.18				132.26	32,282.44
COUNTY CLERK CIVIL CONDEM	2461800033	228,600.34				940.10	229,540.44
COUNTY CLERK CIVIL CONDEM	2461800034	33,326.61				137.08	33,463.69
COUNTY CLERK CIVIL CONDEM	2461800035	0.00	5,950.85		5,953.60	2.75	0.00
W/C DIST CLERK 001	2461800039	134,675.15				553.88	135,229.03
COUNTY DISTRICT CLERK	2461800040	1,907.05				7.93	1,914.98
COUNTY DISTRICT CLERK	2461800041	63,687.75				261.89	63,949.64
COUNTY DISTRICT CLERK	2461800101	4,461.78				18.40	4,480.18
COUNTY DISTRICT CLERK	2461800042	17,168.30				70.61	17,238.91
COUNTY DISTRICT CLERK	2461800043	40,924.61				168.31	41,092.92
COUNTY DISTRICT CLERK	2461800044	13,179.76				54.24	13,234.00
COUNTY DISTRICT CLERK	2461800045	3,803.01				15.60	3,818.61
COUNTY DISTRICT CLERK	2461800046	8,443.48				34.77	8,478.25
COUNTY DISTRICT CLERK	2461800047	800.78				3.22	804.00
COUNTY DISTRICT CLERK	2461800048	800.78				3.22	804.00
COUNTY DISTRICT CLERK	2461800049	1,201.16				4.94	1,206.10
COUNTY DISTRICT CLERK	2461800050	7,429.50				30.61	7,460.11
COUNTY DISTRICT CLERK	2461800051	32,616.26				134.16	32,750.42
COUNTY DISTRICT CLERK	2461800052	2,793.69				11.47	2,805.16
COUNTY DISTRICT CLERK	2461800053	7,216.46				29.67	7,246.13
COUNTY DISTRICT CLERK	2461800054	1,543.99				6.33	1,550.32
COUNTY DISTRICT CLERK	2461800055	5,655.08				23.28	5,678.36
COUNTY DISTRICT CLERK	2461800056	2,370.30				9.75	2,380.05
COUNTY DISTRICT CLERK	2461800057	1,927.89				7.99	1,935.88
COUNTY DISTRICT CLERK	2461800058	1,927.89				7.99	1,935.88
COUNTY DISTRICT CLERK	2461800059	13,043.45				53.63	13,097.08
COUNTY DISTRICT CLERK	2461800060	425.90				1.78	427.68

NON-COUNTY TEXPOOL INVESTMENTS 1TH QUARTER FY 2003  
AVERAGE INTEREST RATE 1.629%

ACCOUNT NAME	FUND #	9/30/02 BALANCE	TOTAL DEPOSIT	INVESTMENT WITHDRAWAL	TOTAL WITHDRAWAL	TOTAL INTEREST	12/31/02 BALANCE
COUNTY DISTRICT CLERK	2461800061	11,794.27				48.50	11,842.77
COUNTY DISTRICT CLERK	2461800062	5,092.29				20.97	5,113.26
COUNTY DISTRICT CLERK	2461800063	5,092.29				20.97	5,113.26
COUNTY DISTRICT CLERK	2461800064	709.48				3.04	712.52
COUNTY DISTRICT CLERK	2461800065	3,545.92				14.54	3,560.46
COUNTY DISTRICT CLERK	2461800066	1,418.21				5.86	1,424.07
COUNTY DISTRICT CLERK	2461800067	747.15				3.09	750.24
COUNTY DISTRICT CLERK	2461800068	632.57				2.67	635.24
COUNTY DISTRICT CLERK	2461800069	632.57				2.67	635.24
COUNTY DISTRICT CLERK	2461800070	9,489.49			9,504.48	14.99	0.00
COUNTY DISTRICT CLERK	2461800071	2,649.66				10.92	2,660.58
COUNTY DISTRICT CLERK	2461800072	9,318.16				38.31	9,356.47
COUNTY DISTRICT CLERK	2461800073	4,639.83				19.11	4,658.94
COUNTY DISTRICT CLERK	2461800074	28,916.07				118.95	29,035.02
COUNTY DISTRICT CLERK	2461800075	185,745.24	9,259.34		186,038.81	307.03	9,272.80
COUNTY DISTRICT CLERK	2461800076	44,011.59				180.99	44,192.58
COUNTY DISTRICT CLERK	2461800077	5,046.27				20.78	5,067.05
COUNTY DISTRICT CLERK	2461800078	34,223.59				140.74	34,364.33
COUNTY DISTRICT CLERK	2461800079	26,923.79				110.72	27,034.51
COUNTY DISTRICT CLERK	2461800080	3,799.35				15.59	3,814.94
COUNTY DISTRICT CLERK	2461800081	1,314.32				5.38	1,319.70
COUNTY DISTRICT CLERK	2461800082	4,169.10				17.15	4,186.25
COUNTY DISTRICT CLERK	2461800083	2,775.67				11.37	2,787.04
COUNTY DISTRICT CLERK	2461800084	22,851.28				93.98	22,945.26
COUNTY DISTRICT CLERK	2461800085	1,780.06				7.26	1,787.32
COUNTY DISTRICT CLERK	2461800086	349.97				1.35	351.32
COUNTY DISTRICT CLERK	2461800087	926.70				3.93	930.63
COUNTY DISTRICT CLERK	2461800088	2,380.52				9.82	2,390.34
COUNTY DISTRICT CLERK	2461800089	340.91				1.35	342.26
COUNTY DISTRICT CLERK	2461800090	4,513.28				18.57	4,531.85
COUNTY DISTRICT CLERK	2461800091	9,284.33				38.17	9,322.50
COUNTY DISTRICT CLERK	2461800092	9,284.33				38.17	9,322.50
COUNTY DISTRICT CLERK	2461800093	666,283.25				2,740.18	669,023.43
COUNTY DISTRICT CLERK	2461800094	13,350.62				54.90	13,405.52
COUNTY DISTRICT CLERK	2461800095	4,085.72				16.83	4,102.55

NON-COUNTY TEXPOOL INVESTMENTS 1TH QUARTER FY 2003  
AVERAGE INTEREST RATE 1.629%

ACCOUNT NAME	FUND #	9/30/02 BALANCE	TOTAL DEPOSIT	INVESTMENT WITHDRAWAL	TOTAL WITHDRAWAL	TOTAL INTEREST	12/31/02 BALANCE
COUNTY DISTRICT CLERK	2461800103	4,806.95				19.72	4,826.67
COUNTY DISTRICT CLERK	2461800104	5,222.39				21.51	5,243.90
COUNTY DISTRICT CLERK	2461800105	7,006.76				28.83	7,035.59
COUNTY DISTRICT CLERK	2461800106	268,629.33	15,661.00		269,053.88	447.32	15,683.77
COUNTY DISTRICT CLERK	2461800107	10,061.02				41.39	10,102.41
COUNTY DISTRICT CLERK	2461800108	2,140.47				8.87	2,149.34
COUNTY DISTRICT CLERK	2461800109	3,247.08				13.33	3,260.41
COUNTY DISTRICT CLERK	2461800110	86,518.01				355.82	86,873.83
COUNTY DISTRICT CLERK	2461800111	79,777.32				328.10	80,105.42
COUNTY DISTRICT CLERK	2461800112	12,894.54				53.04	12,947.58
COUNTY DISTRICT CLERK	2461800113	3,014.20				12.35	3,026.55
COUNTY DISTRICT CLERK	2461800114	11,482.26				47.23	11,529.49
COUNTY DISTRICT CLERK	2461800115	9,455.11				38.89	9,494.00
COUNTY DISTRICT CLERK	2461800123	6,880.89				28.35	6,909.24
COUNTY DISTRICT CLERK	2461800124	1,603.52	4,593.95		1,603.52	6.65	4,600.60
COUNTY DISTRICT CLERK	2461800125	667.51	18,172.64		667.51	26.39	18,199.03
COUNTY DISTRICT CLERK	2461800126	13,255.25				54.51	13,309.76
COUNTY DISTRICT CLERK	2461800127	21,706.00				89.27	21,795.27
COUNTY DISTRICT CLERK	2461800128	7,752.17				31.87	7,784.04
COUNTY DISTRICT CLERK	2461800129	5,834.15				23.98	5,858.13
COUNTY DISTRICT CLERK	2461800130	1,324.62				5.41	1,330.03
COUNTY DISTRICT CLERK	2461800131	7,409.28				30.51	7,439.79
COUNTY DISTRICT CLERK	2461800132	3,532.25				14.50	3,546.75
COUNTY DISTRICT CLERK	2461800138	7,619.66				31.38	7,651.04
COUNTY DISTRICT CLERK	2461800139	35,014.95				143.98	35,158.93
COUNTY DISTRICT CLERK	2461800140	35,014.95				143.98	35,158.93
COUNTY DISTRICT CLERK	2461800141	10,729.46	9,255.80		10,729.46	28.16	9,283.96
COUNTY DISTRICT CLERK	2461800142	0.00	5,383.00			16.38	5,399.38
COUNTY DISTRICT CLERK	2461800143	0.00	53,040.11			161.31	53,201.42
COUNTY DISTRICT CLERK	2461800144	0.00	2,581.47			7.83	2,589.30
COUNTY DISTRICT CLERK	2461800145	0.00	6,191.23			18.85	6,210.08
COUNTY DISTRICT CLERK	2461800146	0.00	13,254.71			40.33	13,295.04
COUNTY DISTRICT CLERK	2461800147	0.00	4,440.78			6.49	4,447.27
COUNTY DISTRICT CLERK	2461800153	0.00	4,521.40			6.57	4,527.97
COUNTY DISTRICT CLERK	2461800154	0.00	5,186.91			7.58	5,194.49



[illegible]

COUNTY TEXPOOL PRIME INVESTMENTS  
1ST QUARTER FY 2003  
AVERAGE INTEREST RATE 1.2792%

ACCOUNT NAME	FUND #	9/30/02 BALANCE	TOTAL DEPOSIT	INVESTMENT WITHDRAWAL	TOTAL WITHDRAWAL	TOTAL INTEREST	12/31/02 BALANCE
COUNTY BENEFITS FUND	2461800009	0.00	1,000,000.00			180.54	1,000,180.54
GENERAL FUND	2461800010	0.00	3,000,000.00			541.63	3,000,541.63
GF BOND 01	2461800011	0.00	27,000,000.00			4,874.63	27,004,874.63
GF BOND 02	2461800012	0.00	4,000,000.00			722.17	4,000,722.17
CJ 2000 C O'S	2461800017	0.00	21,000,000.00			3,791.38	21,003,791.38
ROAD AND BRIDGE GENERAL	2461800021	0.00	2,000,000.00			361.08	2,000,361.08
TOTALS		0.00	58,000,000.00	0.00	0.00	10,471.43	58,010,471.43

INTEREST EARNED ON ALL WILLIAMSON COUNTY ACCOUNTS AT UNION STATE BANK \$ 19,322.13  
1ST QUARTER 2003 INTEREST RATE 1.63%

NON COUNTY TEXPOOL PRIME INVESTMENTS  
1ST QUARTER FY 2003  
AVERAGE INTEREST RATE 1.2792%

ACCOUNT NAME	FUND #	9/30/02 BALANCE	TOTAL DEPOSIT	INVESTMENT WITHDRAWAL	TOTAL WITHDRAWAL	TOTAL INTEREST	12/31/02 BALANCE
PERMANENT SCHOOL FUND	2461800023	0.00	3,000,000.00			541.63	3,000,541.63
TOTALS		0.00	3,000,000.00	0.00	0.00	541.63	3,000,541.63
INTEREST EARNED ON ALL WILLIAMSON COUNTY ACCOUNTS AT UNION STATE BANK							\$ 19,322.13
1ST QUARTER 2003 INTEREST RATE 1.63%							

**AGENDA ITEM 29**

Consider approving the request for extra monies for a cash drawer for the civil area of J.P. Pct. #1 and an extra \$100.00 for the other cash drawer.

Moved: **Commissioner Boatright**

Seconded: **Commissioner Heiligenstein**

Motion: To approve the request for extra monies for a cash drawer for the civil area of J.P. Pct. #1 and an extra \$100.00 for the other cash drawer.

Vote: **5 - 0**

< Attachment >



**Justice Court**  
WILLIAMSON COUNTY  
PRECINCT 1

**DAIN JOHNSON**  
JUSTICE OF THE PEACE

211 COMMERCE COVE  
ROUND ROCK, TX 78664  
(512) 248-3227  
FAX (512) 248-3227


May 6, 2003

Judge John Doerfler  
Williamson County Judge  
710 Main Street  
Georgetown, Texas 78626

Ref: Monies for Cash Drawers

Please place on the Commissioners Court Agenda this request for extra monies for a cash drawer for the civil area of the Justice of the Peace Pct. One office, in the amount of \$100.00, to make change for transactions with the filings in the civil area of this Court. We would also request another \$100.00 for a cash drawer for the clerk that works the afternoon shift. At the present time we have only one cash drawer for the entire office. It has been recommended by the Auditor's office that everyone that handles monies have their own cash drawer. The office only needs two more cash drawers with \$100.00 each to be efficient.

Sincerely,

  
Judge Dain Johnson  
Justice of the Peace Pct. 1  
Williamson County

approved 5-13-03  
John C. Doerfler

5-13-03  
agreed