

AGENDA ITEM 17

Consider accepting Investment Reports for 3rd and 4th Quarter FY 01-02.

Moved: **Judge Doerfler**

Seconded: **Commissioner Heiligenstein**

Motion: To accept Investment Reports for the 3rd and 4th Quarters of FY 01-02.

Vote: **5 - 0**

< Attachment >

Williamson County

Vivian L. Wood*County Treasurer*

December 12, 2002

The Honorable John C. Doerfler, County Judge
The Honorable Mike Heiligenstein, Commissioners, Precinct 1
The Honorable Greg Boatright, Commissioner, Precinct 2
The Honorable David Hays, Commissioner, Precinct 3
The Honorable Frankie Limmer, Commissioner, Precinct 4
710 Main Street, Suite 201
Georgetown, TX 78626

Gentlemen:

The attached investment reports are for the 3rd quarter and 4th quarter of fiscal year 2001-2002. Also provided is the breakdown of the TexPool Funds, which reflect the General Fund, pooled funds and other funds under the direction of the Investment Officer. The Investment Committee reviewed and approved the attached financial reports on December 4th.

The Committee also reviewed and approved participation in the new TexPool *Prime* fund, which has been placed on the Commissioners Court agenda for review and approval on December 17th. The new fund, which operates (as does TexPool) under the oversight of the Texas State Treasury Trust through the State Comptrollers Office, is a new fund, which will provide a different portfolio composition than that being used by TexPool. The portfolio composition is described on pages 4 and 5 of the attached TexPool *Prime* Investment Policy. The agenda items will address the Participation in TexPool/TexPool *Prime* and Designating Authorized Representative, and the TexPool *Prime* Participation Agreement. It is anticipated that TexPool *Prime* will provide an increased rate of return for County investments.

The Committee discussed which County funds could be transferred into TexPool *Prime*, upon the Court's acceptance of the new pool. The Committee also discussed the present interest rates, County projects and related bond/certificate of obligation funds, and education requirements for the Committee members. After the discussion, members concluded that at this time we will continue to keep all County funds as liquid as possible.

In order to provide an opportunity for you to review the new information, this packet of information is being delivered to you. Please let me know if you have questions.

Sincerely,

Vivian L. Wood
County Treasurer
Certified Investment Officer

Attachments

710 Main Street, Suite 302 • Georgetown, Texas 78726
(512) 943-1540 • Fax (512) 943-1590 • Email: vwood@wilco.org

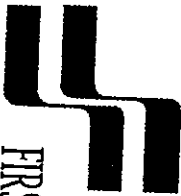
WILLIAMSON
W
COUNTY
T*E*X*A*S

Monthly Investment Report

For the Quarter Ended

June 30, 2002

Prepared by



FIRST SOUTHWEST ASSET MANAGEMENT, INC.

Williamson County

Monthly Investment Report
Investment Officers' Certification
For the Quarter Ended
June 30, 2002

This report is prepared for Williamson County (the "County") in accordance with Chapter 2256 of the Public Funds Investment Act ("PFIA"). Section 2256.023(a) of the PFIA states that "Not less than quarterly, the investment officer shall prepare and submit to the governing body of the entity a written report of the investment transactions for all funds covered by this chapter for the preceding reporting period." This report, which covers the Quarter ended June 30, 2002, is signed by the County's investment officers and includes the disclosures required in the PFIA.


The investment portfolio complied with the PFIA and the County's approved Investment Policy and Strategy throughout the quarter. All investment transactions made in the County's portfolio during this quarter were made on behalf of the County and were made in full compliance with the PFIA and the County's approved Investment Policy.

Lucian L. Shaw

Williamson County Treasurer

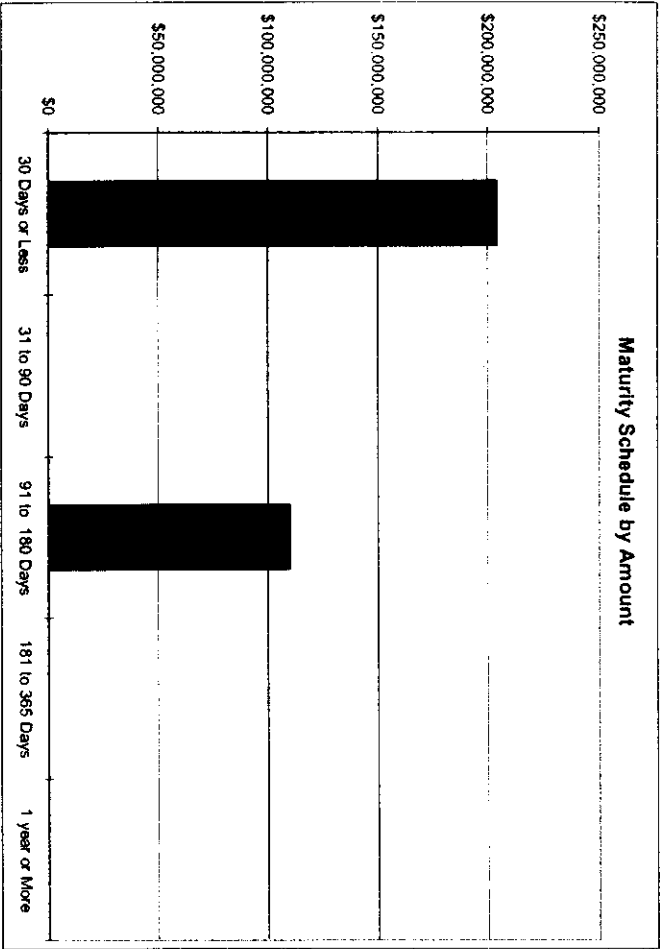
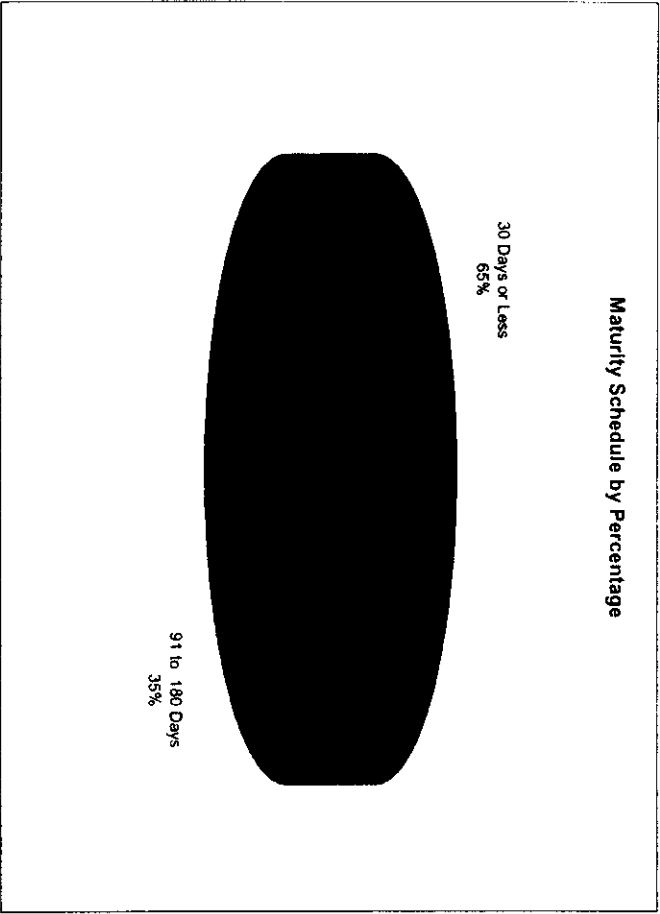
August 8, 2002

Williamson County
PORTFOLIO SUMMARY
June 30, 2002



| |
|--|
| ■ Flexible Repurchase Agreements |
| 109,787,489.01 |
| ■ Money Markets & Pools 204,245,582.84 |

Williamson County
Maturity Summary
June 30, 2002



Note: \$109,787,489 of the 91 to 180 Days category are investments in Flexible Repurchase Agreements.

Williamson County
DETAIL OF SECURITY HOLDINGS
As of June 30, 2002

| Security Description | Security CUSIP | Settlement Date | Maturity Date | Par Value | Purchase Price | Purchase Cost | Book Value | Market Price | Accrued Interest | Market Value | Days to Maturity | Yield to Maturity |
|----------------------------------|----------------|-----------------|---------------|-----------|----------------|--------------------|-----------------------|-----------------------|------------------|-----------------------|------------------|-------------------|
| | | | | | | | | | | | | |
| County Benefits Program | | | | | | | | | | | | |
| TEXPOOL | texpool | 1.832 | | | | 2,477,287.16 | 2,477,287.16 | | | 2,477,287.16 | | 1.83 |
| Debt Service Fund | | | | | | | | | | | | |
| TEXPOOL | texpool | 1.832 | | | | 12,338,222.01 | 12,338,222.01 | | | 12,338,222.01 | | 1.83 |
| General Fund | | | | | | | | | | | | |
| TEXPOOL | texpool | 1.832 | | | | 21,975,488.36 | 21,975,488.36 | | | 21,975,488.36 | | 1.83 |
| Pooled Funds | | | | | | | | | | | | |
| TEXPOOL | texpool | 1.832 | | | | 155,473,268.31 | 155,473,268.31 | | | 155,473,268.31 | | 1.83 |
| Road and Bridge General | | | | | | | | | | | | |
| TEXPOOL | texpool | 1.832 | | | | 8,390,248.83 | 8,390,248.83 | | | 8,390,248.83 | | 1.83 |
| Series 2000 | | | | | | | | | | | | |
| FLEX REPO - LEHMAN BROS | flex-will | 6.513 | 09-22-00 | 12-15-02 | 45,633,696 | 100,000 | 45,633,696.14 | 45,633,696.14 | 100,000 | | 168 | 6.52 |
| Series 2001 | | | | | | | | | | | | |
| FLEX REPO - SALOMON SMITH BARNEY | flex-will01 | 4.055 | 05-24-01 | 10-15-02 | 64,153,793 | 100,000 | 64,153,792.87 | 64,153,792.87 | 100,000 | | 107 | 4.06 |
| Tobacco Funds | | | | | | | | | | | | |
| TEXPOOL | texpool | 1.832 | | | | 3,591,068.17 | 3,591,068.17 | | | 3,591,068.17 | | 1.83 |
| TOTAL PORTFOLIO | | | | | | <u>109,787,489</u> | <u>314,033,071.85</u> | <u>314,033,071.85</u> | <u>0.00</u> | <u>314,033,071.85</u> | | <u>2.97</u> |

Williamson County
YIELD SUMMARY
June 30, 2002

| Security Description | Security CUSIP | Settlement Date | Maturity Date | Par Value | Market Value | Percent of Assets | Days to Maturity | Weighted Average Maturity | Yield to Maturity |
|---------------------------------------|----------------|-----------------|---------------|--------------------|-----------------------|-------------------|------------------|---------------------------|-------------------|
| Flexible Repurchase Agreements | | | | | | | | | |
| FLEX REPO - SALOMON SMITH BARNEY | flex-will01 | 05-24-01 | 10-15-02 | 64,153,793 | 64,153,792.87 | 20.43 | 107 | 22 | 4.06 |
| FLEX REPO - LEHMAN BROS | flex-will | 09-22-00 | 12-15-02 | 45,633,696 | 45,633,696.14 | 14.53 | 168 | 24 | 6.52 |
| | | | | 109,787,489 | 109,787,489.01 | 34.96 | | 46 | 5.08 |
| Money Markets & Pools | | | | | | | | | |
| TEXPOOL | texpool | | | | 204,245,582.84 | 65.04 | | | 1.83 |
| TOTAL PORTFOLIO | | | | <u>109,787,489</u> | <u>314,033,071.85</u> | <u>100.00</u> | | <u>46</u> | <u>2.97</u> |

Williamson County
QUARTERLY MARKET VALUE ASSET RECONCILIATION
From 03-31-02 To 06-30-02

| Security | 03-31-02 Market Value | Additions Purchases | Withdrawals Sales | Realized Gains | Unrealized Gains | Interest Dividends | 06-30-02 Market Value |
|-------------------------------------|--------------------------|------------------------|----------------------|-------------------|---------------------|-----------------------|--------------------------|
| TEXPOOL | 90,920,470 | 134,221,945 | -21,295,798 | [Fees] 0 | | 398,966 | 204,245,583 |
| TEXPOOL | 90,920,470 | 134,221,945 | -21,295,798 | 0 | | 398,966 | 204,245,583 |
| Average Capital | 86,936,177 | | | | | | |
| Total Gain before Fees | 398,966 | | | | | | |
| IRR for 0.25 Years | 0.46% | | | | | | |
| FLEXIBLE REPURCHASE AGREEMENT | | | | | | | |
| FLEX REPO - SALOMON SMITH BARNEY | 64,153,793 | 0 | 0 | 0 | 0 | 0 | 64,153,793 |
| 4.055% Due 10-15-02 | | | | | | | |
| FLEX REPO - LEHMAN BROS | 45,633,696 | 0 | 0 | 0 | 0 | 0 | 45,633,696 |
| 6.513% Due 12-15-02 | | | | | | | |
| Accrued Interest | 0 | | | | | 0 | 0 |
| | 109,787,489 | 0 | 0 | 0 | 0 | 0 | 109,787,489 |
| Average Capital | 109,787,489 | | | | | | |
| Total Gain | 0 | | | | | | |
| IRR for 0.25 Years | 0.00% | | | | | | |
| TOTAL PORTFOLIO | | | | | | | |
| | 200,707,959 | 134,221,945 | -21,295,798 | 0 | 0 | 398,966 | 314,033,072 |
| External Additions | 134,221,945 | | | | | | |
| External Withdrawals | -21,295,798 | | | | | | |
| Average Capital | 196,723,666 | | | | | | |
| Total Gain before Fees | 398,966 | | | | | | |
| IRR for 0.25 Years | 0.20% | | | | | | |

Williamson County
AMORTIZATION AND ACCRETION
June 30, 2002

Page

| | Purchase Information | | | | Amortization/Accretion Information | | | | |
|--|----------------------|---------------|---------|----------------|------------------------------------|--------------|---------------|---------|----------------|
| | Quantity | Purchase Date | Price | Total Cost | Month To Date | Year To Date | Total To Date | Balance | Adjusted Cost |
| FLEXIBLE REPURCHASE AGREEMENT(Straight Line) | | | | | | | | | |
| FLEX REPO - LEHMAN BROS 6.513% Due 12-15-02 (flex-will) | 45,633,696 | 09-22-00 | 100.000 | 45,633,696.14 | 0.00 | 0.00 | 0.00 | 0.00 | 45,633,696.14 |
| FLEX REPO - SALOMON SMITH BARNLEY 4.055% Due 10-15-02 (flex-will'01) | 64,153,793 | 05-24-01 | 100.000 | 64,153,792.87 | 0.00 | 0.00 | 0.00 | 0.00 | 64,153,792.87 |
| Total | | | | 109,787,489.01 | 0.00 | 0.00 | 0.00 | 0.00 | 109,787,489.01 |
| GRAND TOTAL | | | | 109,787,489.01 | 0.00 | 0.00 | 0.00 | 0.00 | 109,787,489.01 |

12/17/2002

TEXPOOL INVESTMENTS 3RD QUARTER FY 2002
AVERAGE INTEREST RATE 1.830%

| ACCOUNT NAME | FUND # | 3/31/02 BALANCE | TOTAL DEPOSIT | INVESTMENT WITHDRAWAL | TOTAL WITHDRAWAL | TOTAL INTEREST | 06/30/02 BALANCE |
|---|------------|--------------------|------------------|--------------------------|---------------------|-------------------|---------------------|
| COURTHOUSE SECURITY | 2461800001 | 221,490.77 | | | 2,000.00 | 1,010.57 | 220,501.34 |
| CHILD SAFETY FUND | 2461800003 | 98,084.32 | 107,000.00 | | | 717.73 | 205,802.05 |
| SH45ROW | 2461800004 | 20,177,901.16 | | | 450,043.62 | 92,012.32 | 19,819,869.86 |
| COUNTY RMP FUND | 2461800006 | 328,735.86 | 15,000.00 | | | 1,549.09 | 345,284.95 |
| PAYROLL | 2461800007 | 0.00 | 1,246,395.82 | | 747,361.28 | 1,294.70 | 500,329.24 |
| D A DRUG ENFORCEMENT | 2461800008 | 114,101.97 | | | | 521.24 | 114,623.21 |
| COUNTY BENEFITS FUND | 2461800009 | 2,066,582.58 | 400,000.00 | | | 10,704.58 | 2,477,287.16 |
| GENERAL FUND | 2461800010 | 31,687,174.16 | 450,043.62 | | 10,280,758.47 | 119,029.05 | 21,975,488.36 |
| GF BOND 01 | 2461800011 | 748,093.82 | 135,948,259.89 | | 12,743,987.60 | 33,336.16 | 123,985,702.27 |
| GF BOND 02 | 2461800012 | 8,645,022.71 | 6,887,217.19 | | 686,389.94 | 38,635.95 | 14,884,485.91 |
| 1996 CAPITAL PROJECTS FUND | 2461800014 | 1,105,128.19 | | | 500,000.00 | 4,371.07 | 609,499.26 |
| ROAD BONDS 97 | 2461800015 | 73,375.94 | | | 70,000.00 | 113.99 | 3,489.93 |
| ROAD C O'S 2000 | 2461800016 | 9,956,765.75 | | | 1,250,000.00 | 43,545.62 | 8,750,311.37 |
| CJ 2000 C O'S | 2461800017 | 4,263,189.74 | 4,385.65 | | 4,104,387.19 | 8,360.40 | 171,548.60 |
| AAR DIST 11 & S | 2461800018 | 684,409.34 | 4,387.19 | | | 3,139.92 | 691,936.45 |
| AAR DIST 1 CONST | 2461800019 | 3,738.55 | | | | 17.12 | 3,755.67 |
| LIBRARY FUND | 2461800020 | 150,534.08 | 15,000.00 | | | 712.53 | 166,246.61 |
| ROAD AND BRIDGE GENERAL | 2461800021 | 10,148,679.78 | | | 1,800,000.00 | 41,569.05 | 8,390,248.83 |
| DEBT SERVICE FUND | 2461800022 | 10,668,368.60 | 1,619,356.71 | | | 50,496.70 | 12,338,222.01 |
| PERMANENT SCHOOL FUND | 2461800023 | 3,539,777.08 | 832,192.47 | | 1,060,785.21 | 15,867.38 | 3,327,051.72 |
| CERT OBLIG 7/15/97 | 2461800024 | 2,391,220.75 | | | 1,000,000.00 | 6,455.81 | 1,397,676.56 |
| RECORDS MGT & PRESERVATION | 2461800026 | 833,443.18 | 30,000.00 | | | 3,902.12 | 867,345.30 |
| COURT REPORTER SERVICE | 2461800028 | 311,321.79 | 5,000.00 | | | 1,437.98 | 317,759.77 |
| ADR FUND | 2461800644 | 64,075.14 | | | | 292.68 | 64,367.82 |
| JUSTICE COURT TECH FUND | 2461800646 | 19,522.89 | 21,000.00 | | | 127.50 | 40,650.39 |
| TOBACCO FUNDS | 2461800100 | 3,484,864.20 | 90,000.00 | | | 16,203.97 | 3,591,068.17 |
| S O TRAINING | 2461800102 | 0.00 | 200,000.00 | | 15,000.00 | 322.51 | 185,322.51 |
| LIMITED TAX NOTES 02B | 2461800117 | 0.00 | 25,142,858.69 | | 138,979.17 | 5,363.30 | 25,009,242.82 |
| TOTALS | | 111,785,602.35 | 173,018,097.23 | 0.00 | 34,849,692.48 | 501,111.04 | 250,455,118.14 |
| INTEREST EARNED ON ALL WILLIAMSON COUNTY ACCOUNTS AT UNION STATE BANK 3RD QUARTER 2002 INTEREST RATE 1.94% | | | | | | | \$ 59,663.52 |

TEXPOOL INVESTMENTS 3RD QUARTER FY 2002
AVERAGE INTEREST RATE 1.830%

| ACCOUNT NAME | FUND # | 3/31/02 BALANCE | TOTAL DEPOSIT | INVESTMENT WITHDRAWAL | TOTAL WITHDRAWAL | TOTAL INTEREST | 6/30/02 BALANCE |
|---------------------------|------------|--------------------|------------------|--------------------------|---------------------|-------------------|--------------------|
| SUPERVISION & CORRECTIONS | 2461800025 | 1,177,621.65 | 700,000.00 | | 650,000.00 | 4,988.01 | 1,232,609.66 |
| COUNTY CLERK CIVIL CONDEM | 2461800029 | 33,130.30 | | | | 151.33 | 33,281.63 |
| COUNTY CLERK CIVIL CONDEM | 2461800030 | 5,096.98 | | | | 23.27 | 5,120.25 |
| COUNTY CLERK CIVIL CONDEM | 2461800031 | 18,573.35 | | | | 84.88 | 18,658.23 |
| COUNTY CLERK CIVIL CONDEM | 2461800032 | 4,420.52 | 23,000.00 | | 4,427.18 | 36.66 | 23,030.00 |
| COUNTY CLERK CIVIL CONDEM | 2461800033 | 226,486.98 | | | | 1,034.65 | 227,521.63 |
| COUNTY CLERK CIVIL CONDEM | 2461800034 | 0.00 | 79,700.00 | | | 272.18 | 79,972.18 |
| W/C DIST CLERK 001 | 2461800039 | 133,430.12 | | | | 609.53 | 134,039.65 |
| COUNTY DISTRICT CLERK | 2461800040 | 1,889.40 | | | | 8.58 | 1,897.98 |
| COUNTY DISTRICT CLERK | 2461800041 | 63,099.03 | | | | 288.20 | 63,387.23 |
| COUNTY DISTRICT CLERK | 2461800101 | 0.00 | 4,427.18 | | | 13.54 | 4,440.72 |
| COUNTY DISTRICT CLERK | 2461800042 | 17,009.57 | | | | 77.67 | 17,087.24 |
| COUNTY DISTRICT CLERK | 2461800043 | 40,546.27 | | | | 185.22 | 40,731.49 |
| COUNTY DISTRICT CLERK | 2461800044 | 13,057.98 | | | | 59.64 | 13,117.62 |
| COUNTY DISTRICT CLERK | 2461800045 | 9,277.17 | | | | 42.36 | 9,319.53 |
| COUNTY DISTRICT CLERK | 2461800046 | 10,924.48 | | | | 49.89 | 10,974.37 |
| COUNTY DISTRICT CLERK | 2461800047 | 793.44 | | | | 3.64 | 797.08 |
| COUNTY DISTRICT CLERK | 2461800048 | 793.44 | | | | 3.64 | 797.08 |
| COUNTY DISTRICT CLERK | 2461800049 | 1,190.13 | | | | 5.46 | 1,195.59 |
| COUNTY DISTRICT CLERK | 2461800050 | 7,360.89 | | | | 33.63 | 7,394.52 |
| COUNTY DISTRICT CLERK | 2461800051 | 32,314.73 | | | | 147.60 | 32,462.33 |
| COUNTY DISTRICT CLERK | 2461800052 | 2,767.91 | | | | 12.68 | 2,780.59 |
| COUNTY DISTRICT CLERK | 2461800053 | 7,149.76 | | | | 32.69 | 7,182.45 |
| COUNTY DISTRICT CLERK | 2461800054 | 1,529.57 | | | | 7.12 | 1,536.69 |
| COUNTY DISTRICT CLERK | 2461800055 | 5,602.80 | | | | 25.59 | 5,628.39 |
| COUNTY DISTRICT CLERK | 2461800056 | 9,876.00 | | | | 45.10 | 9,921.10 |
| COUNTY DISTRICT CLERK | 2461800057 | 1,909.94 | | | | 8.81 | 1,918.75 |
| COUNTY DISTRICT CLERK | 2461800058 | 1,909.94 | | | | 8.81 | 1,918.75 |
| COUNTY DISTRICT CLERK | 2461800059 | 12,922.85 | | | | 59.01 | 12,981.86 |
| COUNTY DISTRICT CLERK | 2461800060 | 422.14 | | | | 1.84 | 423.98 |
| COUNTY DISTRICT CLERK | 2461800061 | 11,685.29 | | | | 53.36 | 11,738.65 |
| COUNTY DISTRICT CLERK | 2461800062 | 5,045.26 | | | | 23.03 | 5,068.29 |
| COUNTY DISTRICT CLERK | 2461800063 | 5,045.26 | | | | 23.03 | 5,068.29 |

TEXPOOL INVESTMENTS 3RD QUARTER FY 2002
AVERAGE INTEREST RATE 1.830%

| ACCOUNT NAME | FUND # | 3/31/02 BALANCE | TOTAL DEPOSIT | INVESTMENT WITHDRAWAL | TOTAL WITHDRAWAL | TOTAL INTEREST | 6/30/02 BALANCE |
|-----------------------|------------|--------------------|------------------|--------------------------|---------------------|-------------------|--------------------|
| COUNTY DISTRICT CLERK | 2461800064 | 702.59 | | | | 3.34 | 705.93 |
| COUNTY DISTRICT CLERK | 2461800065 | 3,513.09 | | | | 16.13 | 3,529.22 |
| COUNTY DISTRICT CLERK | 2461800066 | 1,405.23 | | | | 6.39 | 1,411.62 |
| COUNTY DISTRICT CLERK | 2461800067 | 740.07 | | | | 3.50 | 743.57 |
| COUNTY DISTRICT CLERK | 2461800068 | 626.92 | | | | 2.76 | 629.68 |
| COUNTY DISTRICT CLERK | 2461800069 | 626.92 | | | | 2.76 | 629.68 |
| COUNTY DISTRICT CLERK | 2461800070 | 9,401.73 | | | | 42.99 | 9,444.72 |
| COUNTY DISTRICT CLERK | 2461800071 | 13,057.98 | | | | 59.64 | 13,117.62 |
| COUNTY DISTRICT CLERK | 2461800072 | 9,232.04 | | | | 42.15 | 9,274.19 |
| COUNTY DISTRICT CLERK | 2461800073 | 4,596.95 | | | | 20.98 | 4,617.93 |
| COUNTY DISTRICT CLERK | 2461800074 | 3,252.05 | 28,740.63 | | 3,256.93 | 43.82 | 28,779.57 |
| COUNTY DISTRICT CLERK | 2461800075 | 184,028.01 | | | | 840.70 | 184,868.71 |
| COUNTY DISTRICT CLERK | 2461800076 | 43,604.67 | | | | 199.22 | 43,803.89 |
| COUNTY DISTRICT CLERK | 2461800077 | 4,999.61 | | | | 22.85 | 5,022.46 |
| COUNTY DISTRICT CLERK | 2461800078 | 33,907.19 | | | | 154.86 | 34,062.05 |
| COUNTY DISTRICT CLERK | 2461800079 | 0.00 | 26,674.90 | | | 121.87 | 26,796.77 |
| COUNTY DISTRICT CLERK | 2461800080 | 0.00 | 3,764.22 | | | 17.23 | 3,781.45 |
| COUNTY DISTRICT CLERK | 2461800081 | 0.00 | 1,302.04 | | | 5.96 | 1,308.00 |
| COUNTY DISTRICT CLERK | 2461800082 | 0.00 | 4,130.50 | | | 18.92 | 4,149.42 |
| COUNTY DISTRICT CLERK | 2461800083 | 0.00 | 2,750.00 | | | 12.63 | 2,762.63 |
| COUNTY DISTRICT CLERK | 2461800084 | 0.00 | 22,640.00 | | | 103.44 | 22,743.44 |
| COUNTY DISTRICT CLERK | 2461800085 | 0.00 | 1,765.68 | | | 6.07 | 1,771.75 |
| COUNTY DISTRICT CLERK | 2461800086 | 0.00 | 346.97 | | | 1.28 | 348.25 |
| COUNTY DISTRICT CLERK | 2461800087 | 0.00 | 918.94 | | | 3.28 | 922.22 |
| COUNTY DISTRICT CLERK | 2461800088 | 0.00 | 2,361.23 | | | 8.12 | 2,369.35 |
| COUNTY DISTRICT CLERK | 2461800089 | 0.00 | 337.92 | | | 1.27 | 339.19 |
| COUNTY DISTRICT CLERK | 2461800090 | 0.00 | 4,476.77 | | | 15.25 | 4,492.02 |
| COUNTY DISTRICT CLERK | 2461800091 | 0.00 | 9,209.07 | | | 31.48 | 9,240.55 |
| COUNTY DISTRICT CLERK | 2461800092 | 0.00 | 9,209.07 | | | 31.48 | 9,240.55 |
| COUNTY DISTRICT CLERK | 2461800093 | 0.00 | 1,399,700.04 | | | 4,638.28 | 1,404,338.32 |
| COUNTY DISTRICT CLERK | 2461800094 | 0.00 | 13,269.67 | | | 17.97 | 13,287.64 |
| COUNTY DISTRICT CLERK | 2461800095 | 0.00 | 4,060.91 | | | 5.50 | 4,066.41 |
| COUNTY DISTRICT CLERK | 2461800103 | 0.00 | 4,777.73 | | | 6.49 | 4,784.22 |
| COUNTY DISTRICT CLERK | 2461800104 | 0.00 | 5,190.68 | | | 7.05 | 5,197.73 |

TEXPOOL INVESTMENTS 3RD QUARTER FY 2002
AVERAGE INTEREST RATE 1.830%

| ACCOUNT NAME | FUND # | 3/31/02 BALANCE | TOTAL DEPOSIT | INVESTMENT WITHDRAWAL | TOTAL WITHDRAWAL | TOTAL INTEREST | 6/30/02 BALANCE |
|---|------------|--------------------|------------------|--------------------------|---------------------|-------------------|--------------------|
| COUNTY DISTRICT CLERK | 2461800105 | 0.00 | 6,964.28 | | | 9.43 | 6,973.71 |
| COUNTY DISTRICT CLERK | 2461800106 | 0.00 | 267,000.00 | | | 361.73 | 267,361.73 |
| COUNTY DISTRICT CLERK | 2461800107 | 0.00 | 10,000.00 | | | 13.55 | 10,013.55 |
| SHERIFF'S DRUG FUND | 2461800096 | 916.88 | | | | 4.37 | 921.25 |
| INTERNAL ROAD PROJECT | 2461800098 | 147,180.06 | | | 79,400.00 | 531.21 | 68,311.27 |
| TOTALS | | 2,324,675.14 | 2,636,718.43 | 0.00 | 737,084.11 | 15,856.60 | 4,240,166.06 |
| | | | | | | | |
| | | | | | | | |
| INTEREST EARNED ON ALL WILLIAMSON COUNTY ACCOUNTS AT UNION STATE BANK | | | | | | | |
| 3RD QUARTER 2002 INTEREST RATE 1.94% | | | | | | | |
| | | | | | | | |

WILLIAMSON COUNTY

General Ledger
Period: APR-02 To JUN-02

Report Date: 20-NOV-2002 13:01
Page: 1 of 2

Currency: USD
Balance Type: Actual

Fund: 0100 GENERAL FUND

| Accounting Flexfield | | Description | | Journal Amount | Account Balance |
|----------------------|-------------------------------|-------------------|-----------|----------------|-----------------|
| Source Category Name | Description | Line Item | Date | | |
| 01.0100.0000.361200 | | | | | |
| APR-02 | | | | | |
| Recurr Revenue | 3759GF | | 01-APR-02 | 15.00 | CR |
| Recurr Revenue | 3761GF | | 01-APR-02 | 15.00 | CR |
| Recurr Revenue | 3762GF | | 01-APR-02 | 15.00 | CR |
| Manual Revenue | 3767GF | TAX A/C HWY | 03-APR-02 | 30.00 | CR |
| Manual Revenue | 3768GF | TAX A/C HWY | 03-APR-02 | 95.00 | CR |
| Recurr Revenue | 3769GF | | 03-APR-02 | 15.00 | CR |
| Manual Revenue | 3778GF | CO ATTY HC 1 | 08-APR-02 | 162.21 | CR |
| Manual Revenue | 3779GF | TREASURER | 08-APR-02 | 6,641.65 | CR |
| Manual Revenue | 3799GF | PAYROLL | 11-APR-02 | 1,596.04 | CR |
| Recurr Revenue | 3800GF | | 11-APR-02 | 853.04 | CR |
| Recurr Revenue | 3804GF | | 15-APR-02 | 15.00 | CR |
| Recurr Revenue | 3813GF | | 17-APR-02 | 15.00 | CR |
| Recurr Revenue | 3820GF | | 19-APR-02 | 1,154.08 | CR |
| Recurr Revenue | 3823GF | | 22-APR-02 | 105.00 | CR |
| Manual Revenue | 3827GF | CO CLERK RE 1 | 23-APR-02 | 15.00 | CR |
| Recurr Revenue | 3834GF | | 24-APR-02 | 191.55 | CR |
| Recurr Revenue | 3842GF | | 30-APR-02 | 30.00 | CR |
| Manual Adjustme | INTEREST TRANSFER | INTEREST TRANSFER | 24-APR-02 | 2.76 | |
| Manual Adjustme | CO INTEREST TRANSFER | | 29-APR-02 | 34,717.03 | CR |
| Payabl Purchase | INVOICE US MAR 02, ACCT ANA | UNION STATE B | 18-APR-02 | 3,081.35 | CR |
| APR-02 | | | | End Balance: | |
| Recurr Revenue | 3845GF | | 01-MAY-02 | 15.00 | CR |
| Recurr Revenue | 3855GF | | 06-MAY-02 | 80.00 | CR |
| Manual Revenue | 3856GF | CO CLERK RE 1 | 07-MAY-02 | 15.00 | CR |
| Manual Revenue | 3863GF | CO ATTY HC | 08-MAY-02 | 193.57 | CR |
| Manual Revenue | 3869GF | TREASURER | 09-MAY-02 | 5,930.03 | CR |
| Recurr Revenue | 3870GF | | 09-MAY-02 | 1,074.27 | CR |
| Manual Revenue | 3872GF | PAYROLL | 09-MAY-02 | 1,705.55 | CR |
| Manual Revenue | 3885GF | CO ATTY HC | 14-MAY-02 | 204.01 | CR |
| Recurr Revenue | 3893GF | CORR | 15-MAY-02 | 1.86 | CR |
| Recurr Revenue | 3894GF | | 15-MAY-02 | 1,636.29 | CR |
| Manual Revenue | 3907GF | CO CLERK RE 1 | 22-MAY-02 | 15.00 | CR |
| Recurr Revenue | 3908GF | | 22-MAY-02 | 70.00 | CR |
| Recurr Revenue | 3928GF | | 30-MAY-02 | 753.73 | CR |
| Recurr Revenue | 3929GF | | 30-MAY-02 | 60.00 | CR |
| Recurr Revenue | 3930GF | | 30-MAY-02 | 15.00 | CR |
| Manual Adjustme | County Clerk FEE COR | County Clerk FEE | 24-MAY-02 | 30.00 | |
| Payabl Purchase | INVOICES US APR 02, ACCOUNT A | UNION STATE B | 22-MAY-02 | 2,779.65 | |
| | | | | 110,135.07 | CR |

WILLIAMSON COUNTY

General Ledger
Period: APR-02 TO JUN-02

Report Date: 20-NOV-2002 13:01
Page: 2 of 2

Currency: USD
Balance Type: Actual

Fund: 0100 GENERAL FUND

| Accounting Flexfield | | Description | | Date | | Journal Amount | Account Balance |
|---|-------------------------------|-------------------|-----------|--------------|----|----------------|-----------------|
| Source Category Name | Description | Line Item | | | | | |
| 01.0100.0000.361200 MAY-02 -- (continued) Williamson County GENERAL FUND.Default INTEREST, BANK DEPOSITS -- (continued) | | | | | | | |
| MAY-02 | | | | | | | |
| Recurr Revenue | 3942GF | | 04-JUN-02 | 15.00 | CR | | |
| Manual Revenue | 3946GF | TREASURER | 06-JUN-02 | 15.00 | CR | | |
| Manual Revenue | 3949GF | TREASURER | 07-JUN-02 | 6,969.09 | CR | | |
| Recurr Revenue | 3951GF | | 07-JUN-02 | 145.00 | CR | | |
| Recurr Revenue | 3953GF | | 07-JUN-02 | 15.00 | CR | | |
| Manual Revenue | 3957GF | PAYROLL | 10-JUN-02 | 1,431.80 | CR | | |
| Manual Revenue | 3958GF | CO ATTY HC | 11-JUN-02 | 179.46 | CR | | |
| Manual Revenue | 3958GF | CO CLERK RE 1 | 11-JUN-02 | 15.50 | CR | | |
| Recurr Revenue | 3971GF | | 13-JUN-02 | 55.00 | CR | | |
| Recurr Revenue | 3973GF | | 14-JUN-02 | 259.23 | CR | | |
| Recurr Revenue | 3987GF | | 18-JUN-02 | 547.45 | CR | | |
| Recurr Revenue | 3991GF | | 20-JUN-02 | 1,916.95 | CR | | |
| Recurr Revenue | 3999GF | | 25-JUN-02 | 15.00 | CR | | |
| Manual Revenue | 4010GF | TAX A/C HWY | 28-JUN-02 | 30.00 | CR | | |
| Manual Adjustme | CORR SCHOOL TRANSFER | CORR TRANSFER | 26-JUN-02 | 512.60 | CR | | |
| Manual Adjustme | ENCODING CORRECTI | | 13-JUN-02 | 14.20 | CR | | |
| Payabl Purchase | Invoices US MAY 02, ACCOUNT A | UNION STATE B | 18-JUN-02 | 3,003.71 | CR | | |
| Manual Adjustme | Reverse "INTEREST TR | INTEREST TRANSFER | 19-JUN-02 | 2.76 | CR | | |
| Manual Adjustme | Reverse "IN INTEREST TRANSFER | | 19-JUN-02 | 2.76 | CR | | |
| JUN-02 | | | | End Balance: | | | |
| | | | | | | 127,202.10 | CR |
| | | | | | | | |
| | | | | | | 119,094.73 | CR |

WILLIAMSON
W
COUNTY IN
T * E * X * A * S

Monthly Investment Report

For the Quarter Ended

September 30, 2002

Prepared by



FIRST SOUTHWEST ASSET MANAGEMENT, INC.

Williamson County**Monthly Investment Report
Investment Officers' Certification
For the Quarter Ended
September 30, 2002**

This report is prepared for Williamson County (the "County") in accordance with Chapter 2256 of the Public Funds Investment Act ("PFIA"). Section 2256.023(a) of the PFIA states that "Not less than quarterly, the investment officer shall prepare and submit to the governing body of the entity a written report of the investment transactions for all funds covered by this chapter for the preceding reporting period." This report, which covers the Quarter ended September 30, 2002, is signed by the County's investment officers and includes the disclosures required in the PFIA.


The investment portfolio complied with the PFIA and the County's approved Investment Policy and Strategy throughout the quarter. All investment transactions made in the County's portfolio during this quarter were made on behalf of the County and were made in full compliance with the PFIA and the County's approved Investment Policy.

William D. Shook

Williamson County Treasurer

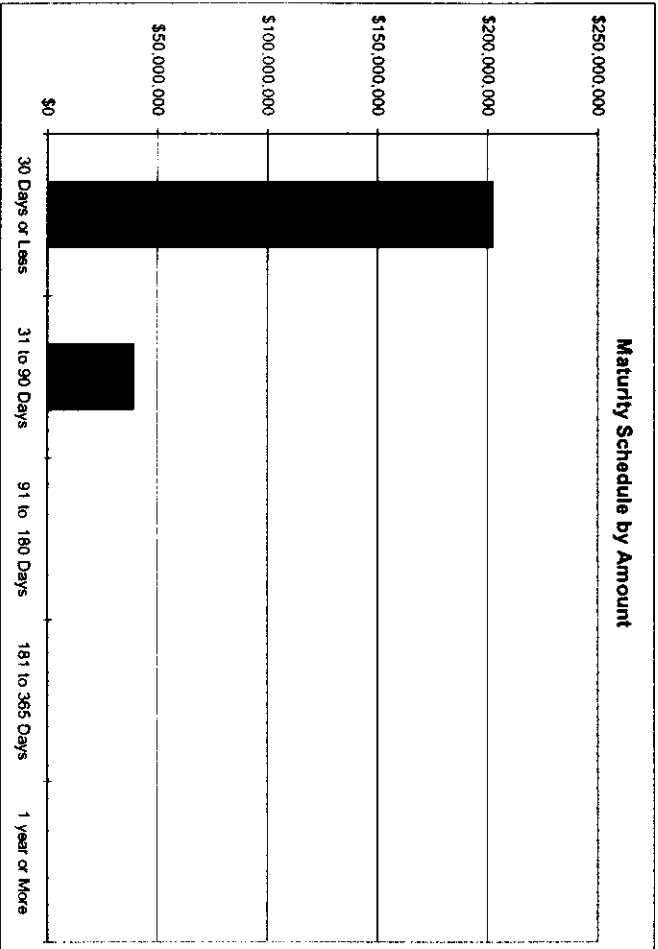
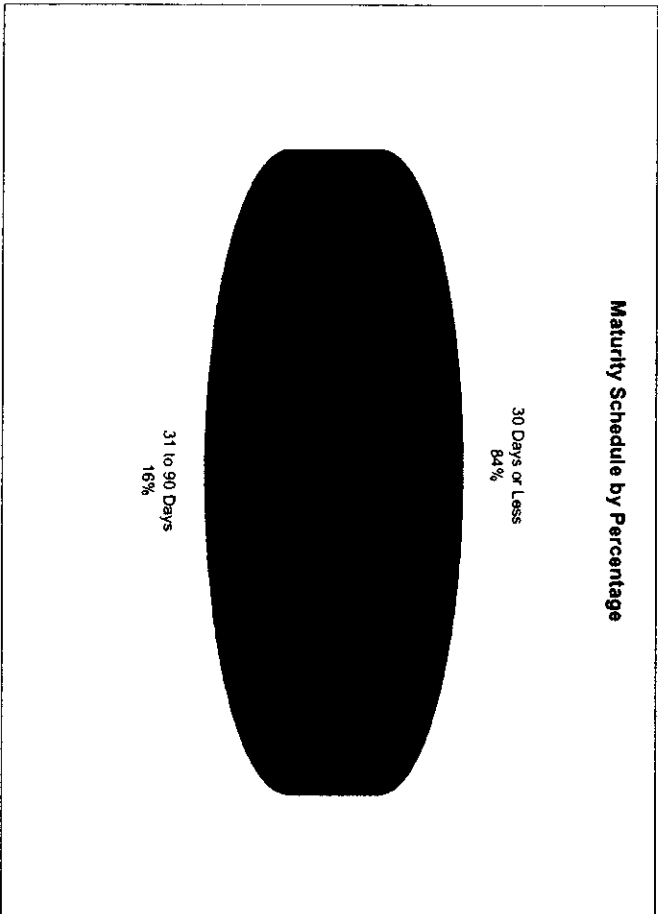
Williamson 25, 2002

**Williamson County
PORTFOLIO SUMMARY
September 30, 2002**



| |
|----------------------------------|
| ■ Flexible Repurchase Agreements |
| 92,650,593.67 |
| ■ Money Markets & Pools |
| 148,138,255.85 |

Williamson County
Maturity Summary
September 30, 2002



Note: \$53,782,377 of the 30 Days or Less category and \$38,868,217 of the 31 to 90 Days category are investments in Flexible Repurchase Agreements.

Williamson County
DETAIL OF SECURITY HOLDINGS
As of September 30, 2002

| Security Description | Security CUSIP | Coupon | Settlement Date | Maturity Date | Par Value | Purchase Price | Purchase Cost | Book Value | Market Price | Accrued Interest | Market Value | Days to Maturity | Yield to Maturity |
|--|----------------|--------|-----------------|---------------|------------|----------------|-------------------|-----------------------|-----------------------|------------------|-----------------------|------------------|-------------------|
| County Benefits Program TEXPOOL | texpool | 1.869 | | | | | 2,489,032.55 | 2,489,032.55 | | | 2,489,032.55 | | 1.87 |
| Debt Service Fund TEXPOOL | texpool | 1.869 | | | | | 2,619,155.58 | 2,619,155.58 | | | 2,619,155.58 | | 1.87 |
| General Fund TEXPOOL | texpool | 1.869 | | | | | 12,559,005.49 | 12,559,005.49 | | | 12,559,005.49 | | 1.87 |
| Pooled Funds TEXPOOL | texpool | 1.869 | | | | | 120,738,399.53 | 120,738,399.53 | | | 120,738,399.53 | | 1.87 |
| Road and Bridge General TEXPOOL | texpool | 1.869 | | | | | 6,124,568.41 | 6,124,568.41 | | | 6,124,568.41 | | 1.87 |
| Series 2000 FLEX REPO - LEHMAN BROS | flex-will | 6.513 | 09-22-00 | 12-15-02 | 38,868,217 | 100.000 | 38,868,217.00 | 38,868,217.00 | 100.000 | 0.00 | 38,868,217.00 | 76 | 6.52 |
| Series 2001 FLEX REPO - SALOMON SMITH BARNLEY | flex-will01 | 4.055 | 05-24-01 | 10-15-02 | 53,782,377 | 100.000 | 53,782,376.67 | 53,782,376.67 | 100.000 | 0.00 | 53,782,376.67 | 15 | 4.06 |
| Tobacco Funds TEXPOOL | texpool | 1.869 | | | | | 3,608,094.29 | 3,608,094.29 | | | 3,608,094.29 | | 1.87 |
| TOTAL PORTFOLIO | | | | | | | <u>92,650,594</u> | <u>240,788,849.52</u> | <u>240,788,849.52</u> | <u>0.00</u> | <u>240,788,849.52</u> | | <u>3.11</u> |

Williamson County
YIELD SUMMARY
September 30, 2002

| Security Description | Security CUSIP | Settlement Date | Maturity Date | Par Value | Market Value | Percent of Assets | Days to Maturity | Weighted Average Maturity | Yield to Maturity |
|---------------------------------------|----------------|-----------------|---------------|-------------------|-----------------------|-------------------|------------------|---------------------------|-------------------|
| Flexible Repurchase Agreements | | | | | | | | | |
| FLEX REPO - SALOMON SMITH BARNEY | flex-will01 | 05-24-01 | 10-15-02 | 53,782,377 | 53,782,376.67 | 22.34 | 15 | 3 | 4.06 |
| FLEX REPO - LEHMAN BROS | flex-will | 09-22-00 | 12-15-02 | 38,868,217 | 38,868,217.00 | 16.14 | 76 | 12 | 6.52 |
| | | | | 92,650,594 | 92,650,593.67 | 38.48 | | 16 | 5.09 |
| Money Markets & Pools | | | | | | | | | |
| TEXPOOL | texpool | | | | 148,138,255.85 | 61.52 | | | 1.87 |
| TOTAL PORTFOLIO | | | | 92,650,594 | 240,788,849.52 | 100.00 | | 16 | 3.11 |

12/17/2002

12/17/2002

Williamson County
QUARTERLY MARKET VALUE ASSET RECONCILIATION
From 06-30-02 To 09-30-02

| Security | 06-30-02 Market Value | Additions Purchases | Withdrawals Sales | Realized Gains | Unrealized Gains | Interest Dividends | 09-30-02 Market Value |
|-------------------------------|--------------------------|------------------------|----------------------|-------------------|---------------------|-----------------------|--------------------------|
| TEXPOOL | 204,245,583 | 34,888,397 | -91,790,683 | [Fees] 0 | | 794,959 | 148,138,256 |
| | 204,245,583 | 34,888,397 | -91,790,683 | 0 | | 794,959 | 148,138,256 |
| Average Capital | 175,857,933 | | | | | | |
| Total Gain before Fees | 794,959 | | | | | | |
| IRR for 0.25 Years | 0.45% | | | | | | |
| FLEXIBLE REPURCHASE AGREEMENT | | | | | | | |
| FLEX REPO - SALOMON SMITH | 52,603,793 | 1,178,584 | -1,178,584 | 0 | 0 | 1,178,584 | 53,782,377 |
| BARNES | | | | | | | |
| 4.055% Due 10-15-02 | | | | | | | |
| FLEX REPO - LEHMAN BROS | 47,200,217 | 0 | -8,332,000 | 0 | 0 | 0 | 38,868,217 |
| 6.513% Due 12-15-02 | | | | | | | |
| Accrued Interest | 0 | | | | | 0 | 0 |
| | 99,804,010 | 1,178,584 | -9,510,584 | 0 | 0 | 1,178,584 | 92,650,594 |
| Average Capital | 96,550,662 | | | | | | |
| Total Gain | 1,178,584 | | | | | | |
| IRR for 0.25 Years | 1.22% | | | | | | |
| TOTAL PORTFOLIO | 304,049,593 | 36,066,981 | -101,301,267 | 0 | 0 | 1,973,543 | 240,788,850 |
| External Additions | | | | | | | |
| External Withdrawals | 36,066,981 | | | | | | |
| | -101,301,267 | | | | | | |
| Average Capital | 272,408,595 | | | | | | |
| Total Gain before Fees | 1,973,543 | | | | | | |
| IRR for 0.25 Years | 0.72% | | | | | | |

Williamson County
Series 2000
PURCHASE AND SALE/MATURITY
From 07-01-02 To 09-30-02

| Trade Date | Settle Date | Quantity | Security | Unit Price | Amount |
|------------------|----------------|-----------|--|---------------|--------------|
| SALES/MATURITIES | | | | | |
| 07-09-02 | 07-09-02 | 1,000,000 | FLEX REPO - LEHMAN BROS 6.513% Due 12-15-02 | 100.000 | 1,000,000.00 |
| 08-05-02 | 08-05-02 | 2,000,000 | FLEX REPO - LEHMAN BROS 6.513% Due 12-15-02 | 100.000 | 2,000,000.00 |
| 09-12-02 | 09-12-02 | 5,332,000 | FLEX REPO - LEHMAN BROS 6.513% Due 12-15-02 | 100.000 | 5,332,000.00 |
| | | | | | 8,332,000.00 |

12/17/2002

Williamson County
Series 2001
PURCHASE AND SALE/MATURITY
From 07-01-02 To 09-30-02

| Trade Date | Settle Date | Quantity | Security | Unit Price | Amount |
|---------------|----------------|-----------|---|---------------|---------------------|
| PURCHASES | | | | | |
| 08-15-02 | 08-15-02 | 1,178,584 | FLEX REPO - SALOMON SMITH BARNEY 4.055% Due 10-15-02 | 100.000 | 1,178,583.80 |
| | | | | | <u>1,178,583.80</u> |

Williamson County
AMORTIZATION AND ACCRETION
 September 30, 2002

| Purchase Information | | | | Amortization/Accretion Information | | | | |
|---|---------------|---------|---------------|------------------------------------|--------------|---------------|---------|---------------|
| Quantity | Purchase Date | Price | Total Cost | Month To Date | Year To Date | Total To Date | Balance | Adjusted Cost |
| FLEXIBLE REPURCHASE AGREEMENT(Straight Line) | | | | | | | | |
| FLEX REPO - LEHMAN BROS 6.513% Due 12-15-02 (flex-will) | | | | | | | | |
| 38,868,217 | 09-22-00 | 100.000 | 38,868,217.00 | 0.00 | 0.00 | 0.00 | 0.00 | 38,868,217.00 |
| FLEX REPO - SALOMON SMITH BARNEY 4.055% Due 10-15-02 (flex-will)(0-1) | | | | | | | | |
| 53,782,377 | 05-24-01 | 100.000 | 53,782,376.67 | 0.00 | 0.00 | 0.00 | 0.00 | 53,782,376.67 |
| Total | | | 92,650,593.67 | 0.00 | 0.00 | 0.00 | 0.00 | 92,650,593.67 |
| GRAND TOTAL | | | 92,650,593.67 | 0.00 | 0.00 | 0.00 | 0.00 | 92,650,593.67 |

12/17/2002

TEXPOOL INVESTMENTS 4TH QUARTER FY 2002
AVERAGE INTEREST RATE 1.87%

| ACCOUNT NAME | FUND # | 6/30/02 BALANCE | TOTAL DEPOSIT | INVESTMENT WITHDRAWAL | TOTAL WITHDRAWAL | TOTAL INTEREST | 9/30/02 BALANCE |
|---|------------|--------------------|------------------|--------------------------|---------------------|-------------------|--------------------|
| COURTHOUSE SECURITY | 2461800001 | 220,501.34 | | | 5,000.00 | 1,025.66 | 216,527.00 |
| CHILD SAFETY FUND | 2461800003 | 205,802.05 | 95,000.00 | | | 1,103.54 | 301,905.59 |
| SH45 ROW | 2461800004 | 19,819,869.86 | | | 1,762,268.01 | 88,111.76 | 18,145,713.61 |
| COUNTY RMP FUND | 2461800006 | 345,284.95 | 15,000.00 | | | 1,680.93 | 361,965.88 |
| PAYROLL | 2461800007 | 500,329.24 | 1,265,249.51 | | 1,514,792.46 | 1,963.57 | 252,749.86 |
| D A DRUG ENFORCEMENT | 2461800008 | 114,623.21 | 15,000.00 | | | 602.79 | 130,226.00 |
| COUNTY BENEFITS FUND | 2461800009 | 2,477,287.16 | | | | 11,745.39 | 2,489,032.55 |
| GENERAL FUND | 2461800010 | 21,975,488.36 | 2,619.74 | | 9,500,000.00 | 80,897.39 | 12,559,005.49 |
| GF BOND 01 | 2461800011 | 123,985,702.27 | 45,000,000.00 | | 113,500,000.00 | 352,539.10 | 55,838,241.37 |
| GF BOND 02 | 2461800012 | 14,884,485.91 | | | 4,000,000.00 | 62,011.14 | 10,946,497.05 |
| 1996 CAPITAL PROJECTS FUND | 2461800014 | 609,499.26 | | | | 2,889.73 | 612,388.99 |
| ROAD BONDS 97 | 2461800015 | 3,489.93 | | | | 16.55 | 3,506.48 |
| ROAD C O'S 2000 | 2461800016 | 8,750,311.37 | | | 1,700,000.00 | 36,572.92 | 7,086,884.29 |
| CJ 2000 C O'S | 2461800017 | 171,548.60 | 4,000,000.00 | | | 2,461.22 | 4,174,009.82 |
| AAR DIST 1 I & S | 2461800018 | 691,936.45 | | | 188,442.72 | 3,011.18 | 506,504.91 |
| AAR DIST 1 CONST | 2461800019 | 3,755.67 | | | | 17.80 | 3,773.47 |
| LIBRARY FUND | 2461800020 | 166,246.61 | 10,000.00 | | | 827.76 | 177,074.37 |
| ROAD AND BRIDGE GENERAL | 2461800021 | 8,390,248.83 | | | 2,300,000.00 | 34,319.58 | 6,124,568.41 |
| DEBT SERVICE FUND | 2461800022 | 12,338,222.01 | 135,000.00 | | 9,889,704.39 | 35,637.96 | 2,619,155.58 |
| PERMANENT SCHOOL FUND | 2461800023 | 3,327,051.72 | 710,200.00 | | | 18,291.25 | 4,055,542.97 |
| CERT OBLIG 7/15/97 | 2461800024 | 1,397,676.56 | | | | 6,626.69 | 1,404,303.25 |
| RECORDS MGT & PRESERVATION | 2461800026 | 867,345.30 | | | 30,000.00 | 4,030.58 | 841,375.88 |
| COURT REPORTER SERVICE | 2461800028 | 317,759.77 | | | | 1,506.59 | 319,266.36 |
| ADR FUND | 2461800644 | 64,367.82 | 3,000.00 | | | 313.94 | 67,681.76 |
| JUSTICE COURT TECH FUND | 2461800646 | 40,650.39 | 24,000.00 | | | 227.75 | 64,878.14 |
| TOBACCO FUNDS | 2461800100 | 3,591,068.17 | | | | 17,026.12 | 3,608,094.29 |
| S O TRAINING | 2461800102 | 185,322.51 | | | 95,000.00 | 521.20 | 90,843.71 |
| PROJECT FUND | 2461800116 | 0.00 | 45,000,000.00 | | 45,000,000.00 | 0.00 | 0.00 |
| LIMITED TAX NOTES 02B | 2461800117 | 25,009,242.82 | | | 11,304,226.45 | 92,834.55 | 13,797,850.92 |
| TOTALS | | 250,455,118.14 | 96,275,069.25 | 0.00 | 200,789,434.03 | 858,814.64 | 146,799,568.00 |
| INTEREST EARNED ON ALL WILLIAMSON COUNTY ACCOUNTS AT UNION STATE BANK | | | | | | | |
| 4TH QUARTER 2002 INTEREST RATE 1.88% | | | | | | | \$ 35,922.05 |

TEXPOOL INVESTMENTS 4TH QUARTER FY 2002
AVERAGE INTEREST RATE 1.87%

| ACCOUNT NAME | FUND # | 6/30/02 BALANCE | TOTAL DEPOSIT | INVESTMENT WITHDRAWAL | TOTAL WITHDRAWAL | TOTAL INTEREST | 9/30/02 BALANCE |
|---------------------------|------------|--------------------|------------------|--------------------------|---------------------|-------------------|--------------------|
| SUPERVISION & CORRECTIONS | 2461800025 | 1,232,609.66 | 700,000.00 | | 600,000.00 | 5,152.46 | 1,337,762.12 |
| COUNTY CLERK CIVIL CONDEM | 2461800029 | 33,281.63 | | | 33,281.63 | 0.00 | 0.00 |
| COUNTY CLERK CIVIL CONDEM | 2461800030 | 5,120.25 | | | | 24.31 | 5,144.56 |
| COUNTY CLERK CIVIL CONDEM | 2461800031 | 18,658.23 | | | | 88.51 | 18,746.74 |
| COUNTY CLERK CIVIL CONDEM | 2461800032 | 23,030.00 | 32,040.00 | | 23,030.00 | 110.18 | 32,150.18 |
| COUNTY CLERK CIVIL CONDEM | 2461800033 | 227,521.63 | | | | 1,078.71 | 228,600.34 |
| COUNTY CLERK CIVIL CONDEM | 2461800034 | 79,972.18 | 33,324.80 | | 79,972.18 | 1.81 | 33,326.61 |
| W/C DIST CLERK 001 | 2461800039 | 134,039.65 | | | | 635.50 | 134,675.15 |
| COUNTY DISTRICT CLERK | 2461800040 | 1,897.98 | | | | 9.07 | 1,907.05 |
| COUNTY DISTRICT CLERK | 2461800041 | 63,387.23 | | | | 300.52 | 63,687.75 |
| COUNTY DISTRICT CLERK | 2461800101 | 4,440.72 | | | | 21.06 | 4,461.78 |
| COUNTY DISTRICT CLERK | 2461800042 | 17,087.24 | | | | 81.06 | 17,168.30 |
| COUNTY DISTRICT CLERK | 2461800043 | 40,731.49 | | | | 193.12 | 40,924.61 |
| COUNTY DISTRICT CLERK | 2461800044 | 13,117.62 | | | | 62.14 | 13,179.76 |
| COUNTY DISTRICT CLERK | 2461800045 | 9,319.53 | 3,790.98 | | 9,319.53 | 12.03 | 3,803.01 |
| COUNTY DISTRICT CLERK | 2461800046 | 10,974.37 | | | 2,574.23 | 43.34 | 8,443.48 |
| COUNTY DISTRICT CLERK | 2461800047 | 797.08 | | | | 3.70 | 800.78 |
| COUNTY DISTRICT CLERK | 2461800048 | 797.08 | | | | 3.70 | 800.78 |
| COUNTY DISTRICT CLERK | 2461800049 | 1,195.59 | | | | 5.57 | 1,201.16 |
| COUNTY DISTRICT CLERK | 2461800050 | 7,394.52 | | | | 34.98 | 7,429.50 |
| COUNTY DISTRICT CLERK | 2461800051 | 32,462.33 | | | | 153.93 | 32,616.26 |
| COUNTY DISTRICT CLERK | 2461800052 | 2,780.59 | | | | 13.10 | 2,793.69 |
| COUNTY DISTRICT CLERK | 2461800053 | 7,182.45 | | | | 34.01 | 7,216.46 |
| COUNTY DISTRICT CLERK | 2461800054 | 1,536.69 | | | | 7.30 | 1,543.99 |
| COUNTY DISTRICT CLERK | 2461800055 | 5,628.39 | | | | 26.69 | 5,655.08 |
| COUNTY DISTRICT CLERK | 2461800056 | 9,921.10 | 2,362.80 | | 9,921.10 | 7.50 | 2,370.30 |
| COUNTY DISTRICT CLERK | 2461800057 | 1,918.75 | | | | 9.14 | 1,927.89 |
| COUNTY DISTRICT CLERK | 2461800058 | 1,918.75 | | | | 9.14 | 1,927.89 |
| COUNTY DISTRICT CLERK | 2461800059 | 12,981.86 | | | | 61.59 | 13,043.45 |
| COUNTY DISTRICT CLERK | 2461800060 | 423.98 | | | | 1.92 | 425.90 |
| COUNTY DISTRICT CLERK | 2461800061 | 11,738.65 | | | | 55.62 | 11,794.27 |
| COUNTY DISTRICT CLERK | 2461800062 | 5,068.29 | | | | 24.00 | 5,092.29 |
| COUNTY DISTRICT CLERK | 2461800063 | 5,068.29 | | | | 24.00 | 5,092.29 |
| COUNTY DISTRICT CLERK | 2461800064 | 705.93 | | | | 3.55 | 709.48 |
| COUNTY DISTRICT CLERK | 2461800065 | 3,529.22 | | | | 16.70 | 3,545.92 |

TEXPOOL INVESTMENTS 4TH QUARTER FY 2002
AVERAGE INTEREST RATE 1.87%

| ACCOUNT NAME | FUND # | 6/30/02 BALANCE | TOTAL DEPOSIT | INVESTMENT WITHDRAWAL | TOTAL WITHDRAWAL | TOTAL INTEREST | 9/30/02 BALANCE |
|-----------------------|------------|--------------------|------------------|--------------------------|---------------------|-------------------|--------------------|
| COUNTY DISTRICT CLERK | 2461800066 | 1,411.62 | | | | 6.59 | 1,418.21 |
| COUNTY DISTRICT CLERK | 2461800067 | 743.57 | | | | 3.58 | 747.15 |
| COUNTY DISTRICT CLERK | 2461800068 | 629.68 | | | | 2.89 | 632.57 |
| COUNTY DISTRICT CLERK | 2461800069 | 629.68 | | | | 2.89 | 632.57 |
| COUNTY DISTRICT CLERK | 2461800070 | 9,444.72 | | | | 44.77 | 9,489.49 |
| COUNTY DISTRICT CLERK | 2461800071 | 13,117.62 | 2,646.15 | | 13,138.71 | 24.60 | 2,649.66 |
| COUNTY DISTRICT CLERK | 2461800072 | 9,274.19 | | | | 43.97 | 9,318.16 |
| COUNTY DISTRICT CLERK | 2461800073 | 4,617.93 | | | | 21.90 | 4,639.83 |
| COUNTY DISTRICT CLERK | 2461800074 | 28,779.57 | | | | 136.50 | 28,916.07 |
| COUNTY DISTRICT CLERK | 2461800075 | 184,868.71 | | | | 876.53 | 185,745.24 |
| COUNTY DISTRICT CLERK | 2461800076 | 43,803.89 | | | | 207.70 | 44,011.59 |
| COUNTY DISTRICT CLERK | 2461800077 | 5,022.46 | | | | 23.81 | 5,046.27 |
| COUNTY DISTRICT CLERK | 2461800078 | 34,062.05 | | | | 161.54 | 34,223.59 |
| COUNTY DISTRICT CLERK | 2461800079 | 26,796.77 | | | | 127.02 | 26,923.79 |
| COUNTY DISTRICT CLERK | 2461800080 | 3,781.45 | | | | 17.90 | 3,799.35 |
| COUNTY DISTRICT CLERK | 2461800081 | 1,308.00 | | | | 6.32 | 1,314.32 |
| COUNTY DISTRICT CLERK | 2461800082 | 4,149.42 | | | | 19.68 | 4,169.10 |
| COUNTY DISTRICT CLERK | 2461800083 | 2,762.63 | | | | 13.04 | 2,775.67 |
| COUNTY DISTRICT CLERK | 2461800084 | 22,743.44 | | | | 107.84 | 22,851.28 |
| COUNTY DISTRICT CLERK | 2461800085 | 1,771.75 | | | | 8.31 | 1,780.06 |
| COUNTY DISTRICT CLERK | 2461800086 | 348.25 | | | | 1.72 | 349.97 |
| COUNTY DISTRICT CLERK | 2461800087 | 922.22 | | | | 4.48 | 926.70 |
| COUNTY DISTRICT CLERK | 2461800088 | 2,369.35 | | | | 11.17 | 2,380.52 |
| COUNTY DISTRICT CLERK | 2461800089 | 339.19 | | | | 1.72 | 340.91 |
| COUNTY DISTRICT CLERK | 2461800090 | 4,492.02 | | | | 21.26 | 4,513.28 |
| COUNTY DISTRICT CLERK | 2461800091 | 9,240.55 | | | | 43.78 | 9,284.33 |
| COUNTY DISTRICT CLERK | 2461800092 | 9,240.55 | | | | 43.78 | 9,284.33 |
| COUNTY DISTRICT CLERK | 2461800093 | 1,404,338.32 | | | 743,111.37 | 5,056.30 | 666,283.25 |
| COUNTY DISTRICT CLERK | 2461800094 | 13,287.64 | | | | 62.98 | 13,350.62 |
| COUNTY DISTRICT CLERK | 2461800095 | 4,066.41 | | | | 19.31 | 4,085.72 |
| COUNTY DISTRICT CLERK | 2461800103 | 4,784.22 | | | | 22.73 | 4,806.95 |
| COUNTY DISTRICT CLERK | 2461800104 | 5,197.73 | | | | 24.66 | 5,222.39 |
| COUNTY DISTRICT CLERK | 2461800105 | 6,973.71 | | | | 33.05 | 7,006.76 |
| COUNTY DISTRICT CLERK | 2461800106 | 267,361.73 | | | | 1,267.60 | 268,629.33 |
| COUNTY DISTRICT CLERK | 2461800107 | 10,013.55 | | | | 47.47 | 10,061.02 |

TEXPOOL INVESTMENTS 4TH QUARTER FY 2002
AVERAGE INTEREST RATE 1.87%

| ACCOUNT NAME | FUND # | 6/30/02 BALANCE | TOTAL DEPOSIT | INVESTMENT WITHDRAWAL | TOTAL WITHDRAWAL | TOTAL INTEREST | 9/30/02 BALANCE |
|-----------------------|------------|--------------------|------------------|--------------------------|---------------------|-------------------|--------------------|
| COUNTY DISTRICT CLERK | 2461800108 | 0.00 | 2,130.38 | | | 10.09 | 2,140.47 |
| COUNTY DISTRICT CLERK | 2461800109 | 0.00 | 3,231.70 | | | 15.38 | 3,247.08 |
| COUNTY DISTRICT CLERK | 2461800110 | 0.00 | 86,109.71 | | | 408.30 | 86,518.01 |
| COUNTY DISTRICT CLERK | 2461800111 | 0.00 | 79,400.86 | | | 376.46 | 79,777.32 |
| COUNTY DISTRICT CLERK | 2461800112 | 0.00 | 12,833.68 | | | 60.86 | 12,894.54 |
| COUNTY DISTRICT CLERK | 2461800113 | 0.00 | 3,000.00 | | | 14.20 | 3,014.20 |
| COUNTY DISTRICT CLERK | 2461800114 | 0.00 | 11,428.06 | | | 54.20 | 11,482.26 |
| COUNTY DISTRICT CLERK | 2461800115 | 0.00 | 9,425.16 | | | 29.95 | 9,455.11 |
| COUNTY DISTRICT CLERK | 2461800123 | 0.00 | 6,859.06 | | | 21.83 | 6,880.89 |
| COUNTY DISTRICT CLERK | 2461800124 | 0.00 | 1,598.48 | | | 5.04 | 1,603.52 |
| COUNTY DISTRICT CLERK | 2461800125 | 0.00 | 665.50 | | | 2.01 | 667.51 |
| COUNTY DISTRICT CLERK | 2461800126 | 0.00 | 13,213.19 | | | 42.06 | 13,255.25 |
| COUNTY DISTRICT CLERK | 2461800127 | 0.00 | 21,637.17 | | | 68.83 | 21,706.00 |
| COUNTY DISTRICT CLERK | 2461800128 | 0.00 | 7,727.57 | | | 24.60 | 7,752.17 |
| COUNTY DISTRICT CLERK | 2461800129 | 0.00 | 5,826.43 | | | 7.72 | 5,834.15 |
| COUNTY DISTRICT CLERK | 2461800130 | 0.00 | 1,322.84 | | | 1.78 | 1,324.62 |
| COUNTY DISTRICT CLERK | 2461800131 | 0.00 | 7,399.50 | | | 9.78 | 7,409.28 |
| COUNTY DISTRICT CLERK | 2461800132 | 0.00 | 3,527.57 | | | 4.68 | 3,532.25 |
| COUNTY DISTRICT CLERK | 2461800138 | 0.00 | 7,609.60 | | | 10.06 | 7,619.66 |
| COUNTY DISTRICT CLERK | 2461800139 | 0.00 | 34,968.63 | | | 46.32 | 35,014.95 |
| COUNTY DISTRICT CLERK | 2461800140 | 0.00 | 34,968.63 | | | 46.32 | 35,014.95 |
| COUNTY DISTRICT CLERK | 2461800141 | 0.00 | 10,715.26 | | | 14.20 | 10,729.46 |
| SHERIFFS DRUG FUND | 2461800096 | 921.25 | | | | 4.48 | 925.73 |
| INTERNAL ROAD PROJECT | 2461800098 | 68,311.27 | | | 68,311.27 | 0.00 | 0.00 |
| COUNTY CLERK TRUST | 2461800118 | 0.00 | 18,436.85 | | | 76.83 | 18,513.68 |
| COUNTY CLERK TRUST | 2461800119 | 0.00 | 18,436.85 | | | 76.83 | 18,513.68 |
| COUNTY CLERK TRUST | 2461800120 | 0.00 | 7,600.00 | | | 31.62 | 7,631.62 |
| COUNTY CLERK TRUST | 2461800121 | 0.00 | 65,296.14 | | | 0.33 | 5,984.29 |
| COUNTY CLERK TRUST | 2461800122 | 0.00 | 59,312.18 | | 59,312.18 | | 0.00 |
| COUNTY CLERK TRUST | 2461800133 | 0.00 | 2,791.33 | | | 5.84 | 2,797.17 |
| COUNTY CLERK TRUST | 2461800134 | 0.00 | 2,468.35 | | | 5.20 | 2,473.55 |
| COUNTY CLERK TRUST | 2461800135 | 0.00 | 27,899.85 | | | 25.60 | 27,925.45 |
| TOTALS | | 4,240,166.06 | 1,342,005.26 | 0.00 | 1,701,284.38 | 18,330.75 | 3,899,217.69 |

TEXPOOL INVESTMENTS 4TH QUARTER FY 2002
AVERAGE INTEREST RATE 1.87%

| ACCOUNT NAME | FUND # | 6/30/02 BALANCE | TOTAL DEPOSIT | INVESTMENT WITHDRAWAL | TOTAL WITHDRAWAL | TOTAL INTEREST | 9/30/02 BALANCE |
|---|--------|--------------------|------------------|--------------------------|---------------------|-------------------|--------------------|
| INTEREST EARNED ON ALL WILLIAMSON COUNTY ACCOUNTS AT UNION STATE BANK | | | | | | | |
| 4TH QUARTER 2002 INTEREST RATE 1.88% | | | | | | | |
| | | | | | | | |
| | | | | | | | |
| | | | | | | | |
| | | | | | | | |
| | | | | | | | |

Report Date: 20-NOV-2002 13:02
Page: 1 of 2

Fund: 0100 GENERAL FUND

Description

| Source Category Name | Description | Line Item | Date | Journal Amount | Account Balance |
|--|-------------------|----------------------|-----------|----------------|-----------------|
| 01.0100.0000.361200 JUL-02 | | | | | |
| Williamson County.GENERAL FUND.Default.INTEREST, BANK DEPOSITS | | | | | |
| Begin Balance: | | | | 127,202.10 | CR |
| Recurr Revenue | 4019GF | | 02-JUL-02 | 15.00 | CR |
| Manual Revenue | 4026GF | TAX A/C HWY | 08-JUL-02 | 120.00 | CR |
| Manual Revenue | 4031GF | TREASURER | 09-JUL-02 | 6,821.79 | CR |
| Recurr Revenue | 4033GF | CORR | 09-JUL-02 | 15.00 | CR |
| Manual Revenue | 4034GF | PAYROLL | 09-JUL-02 | 1,114.63 | CR |
| Recurr Revenue | 4048GF | | 11-JUL-02 | 206.92 | CR |
| Manual Revenue | 4053GF | TAX A/C HWY | 12-JUL-02 | 276.72 | CR |
| Recurr Revenue | 4058GF | | 17-JUL-02 | 15.00 | CR |
| Recurr Revenue | 4059GF | | 17-JUL-02 | 15.00 | CR |
| Manual Revenue | 4063GF | TAX A/C HWY | 17-JUL-02 | 15.00 | CR |
| Recurr Revenue | 4065GF | | 18-JUL-02 | 1,340.73 | CR |
| Recurr Revenue | 4082GF | | 19-JUL-02 | 301.38 | CR |
| Recurr Revenue | 4085GF | | 25-JUL-02 | 15.00 | CR |
| Manual Revenue | 4087GF | TREASURER | 26-JUL-02 | 55.00 | CR |
| Manual Revenue | 4087GF | JP 2 CRIMINAL 2 | 29-JUL-02 | 15.00 | CR |
| Manual Revenue | 4087GF | JP 2 CRIMINAL 2 | 29-JUL-02 | 15.00 | CR |
| Manual Purchase | 4087GF | COR | 29-JUL-02 | 15.00 | CR |
| Payabl Purchase | Invoices US | JUN 02, MAINTENAN | 09-JUL-02 | 2,564.48 | |
| Manual Revenue | Reverse "4087GF" | 31- JP 2 CRIMINAL 2 | 29-JUL-02 | 15.00 | |
| Manual Adjustme | Reverse "ENCODING | CO ENCODING CORRECTI | 12-JUL-02 | 14.20 | |
| JUL-02 | | | | End Balance: | 134,965.59 |
| Recurr Revenue | 4099GF | | 02-AUG-02 | 15.00 | CR |
| Recurr Revenue | 4107GF | | 06-AUG-02 | 15.00 | CR |
| Recurr Revenue | 4108GF | | 06-AUG-02 | 15.00 | CR |
| Manual Revenue | 4112GF | CO CLERK RE 1 | 07-AUG-02 | 51.00 | CR |
| Manual Revenue | 4113GF | TREASURER | 07-AUG-02 | 8,271.56 | CR |
| Manual Revenue | 4114GF | CO ATTY HC | 08-AUG-02 | 155.30 | CR |
| Manual Revenue | 4115GF | PAYROLL | 08-AUG-02 | 1,336.14 | CR |
| Recurr Revenue | 4123GF | | 12-AUG-02 | 45.00 | CR |
| Recurr Revenue | 4124GF | | 12-AUG-02 | 15.00 | CR |
| Recurr Revenue | 4135GF | | 16-AUG-02 | 60.00 | CR |
| Manual Revenue | 4136GF | CO CLERK RE 1 | 19-AUG-02 | 15.00 | CR |
| Manual Revenue | 4136GF | CO CLERK RE 2 | 19-AUG-02 | 15.00 | CR |
| Recurr Revenue | 4141GF | | 20-AUG-02 | 25.00 | CR |
| Manual Revenue | 4142GF | CO ATTY HC | 21-AUG-02 | 249.82 | CR |
| Recurr Revenue | 4146GF | | 22-AUG-02 | 1,994.00 | CR |
| Recurr Revenue | 4154GF | | 26-AUG-02 | 15.00 | CR |
| Recurr Revenue | 4154GF | | 26-AUG-02 | 565.35 | CR |
| Recurr Revenue | 4163GF | | 28-AUG-02 | 15.00 | CR |

WILLIAMSON COUNTY

General Ledger
Period: JUL-02 To SEP-02

Report Date: 20-NOV-2002 13:02
Page: 2 of 2

Currency: USD
Balance Type: Actual

Fund: 0100 GENERAL FUND

| Accounting Flexfield | | Description | | | |
|-----------------------|---|--------------|-----------|----------------|-----------------|
| Source Category Name | Description | Line Item | Date | Journal Amount | Account Balance |
| 01.0100.0000.361200 | | | | | |
| AUG-02 -- (continued) | | | | | |
| Recurr Revenue | 4164GF | | 28-AUG-02 | 15.00 | CR |
| Recurr Revenue | 4167GF | | 29-AUG-02 | 105.00 | CR |
| Payabl Purchase | Invoices US JUL 02, ACCT ANAL UNION STATE B 21-AUG-02 | | | | 2,857.07 |
| AUG-02 | | | | End Balance: | 145,101.69 CR |
| Recurr Revenue | 4178GF | | 04-SEP-02 | 15.00 | CR |
| Manual Revenue | 4184GF | TREASURER | 06-SEP-02 | 9,089.77 | CR |
| Manual Revenue | 4185GF | TAX A/C HWY | 06-SEP-02 | 70.00 | CR |
| Manual Revenue | 4190GF | PAYROLL | 09-SEP-02 | 862.30 | CR |
| Recurr Revenue | 4196GF | | 11-SEP-02 | 230.27 | CR |
| Manual Revenue | 4201GF | CO ATTY HC 2 | 13-SEP-02 | 192.52 | CR |
| Manual Revenue | 4206GF | TAX A/C HWY | 13-SEP-02 | 445.96 | CR |
| Recurr Revenue | 4214GF | | 18-SEP-02 | 15.00 | CR |
| Manual Revenue | 4215GF | TAX A/C HWY | 18-SEP-02 | 1,397.40 | CR |
| Recurr Revenue | 4218GF | | 19-SEP-02 | 318.19 | CR |
| Manual Revenue | 4239GF | MISC ACH | 27-SEP-02 | 106.63 | CR |
| Manual Revenue | 4240GF | TAX A/C HWY | 27-SEP-02 | 56.70 | CR |
| Recurr Revenue | 4244GF | | 30-SEP-02 | 15.00 | CR |
| Manual Adjustme | FY 02 A/R | | 30-SEP-02 | 10,444.13 | CR |
| Payabl Purchase | Invoices US AUG 02, ACCOUNT A UNION STATE B 17-SEP-02 | | | | 2,798.01 |
| Payabl Purchase | Invoices US SEP 02, ACCT ANAL UNION STATE B 30-SEP-02 | | | | 2,438.40 |
| SEP-02 | | | | End Balance: | 163,124.15 CR |

AGENDA ITEM 18

Discuss and consider final plat approval of Friendship Farm.

Moved: **Judge Doerfler**

Seconded: **Commissioner Heiligenstein**

Motion: To approve the final plat of Friendship Farm.

Vote: **5 - 0**

| |
|-----------------------|
| REGULAR AGENDA |
|-----------------------|

AGENDA ITEM 19

Discuss and consider preliminary plat approval of Lion Acres.

Moved: **Commissioner Boatright**

Seconded: **Commissioner Heiligenstein**

Motion: To approve the preliminary plat of Lion Acres.

Vote: **5 - 0**

AGENDA ITEM 20

Discuss and take appropriate action on abandonment of .04 acre of Elm Street within the community of Schwertner.

County Engineer Joe England addressed the court concerning the proposed abandonment.

Moved: **Commissioner Limmer**

Seconded: **Judge Doerfler**

Motion: To approve the abandonment of .04 acres of Elm Street within the community of Schwertner.

Vote: **5 - 0**

< Attachment >