

Regular Agenda

AGENDA ITEM # 8

Hear report from Freeze & Nichols pertaining to dams within the county.

No action was taken on this item which will be added to the agenda of December 14, 1999.

AGENDA ITEM # 9

Receive quarterly investment report from County Treasurer.

County Treasurer distributed the quarterly investment report and answered all questions.

<Clerk copy here>

Williamson County

VOL 0108 PAGE 680

Vivian L. Wood
County Treasurer



MEMORANDUM

Date: December 6, 1999

To: John C. Doerfler, County Judge
Mike Heiligenstein, Commissioner, Pct. 1
Greg Boatright, Commissioner, Pct. 2
David Hays, Commissioner, Pct. 3
Frankie Limmer, Commissioner, Pct. 4

From: Vivian L. Wood 
County Treasurer

Re: Investment Reports

The investment reports for each quarter of the 1998-99 fiscal year are attached. The cover letter for each quarter provides a statement per the requirements of the State of Texas. The reports have been submitted to the members of the Investment Committee, Judge John C. Doerfler, Commissioner Mike Heiligenstein and County Auditor David U. Flores.

I have also included a memorandum in regard to my certifications as required by the State of Texas.

The revision of the County's Investment Policy should be presented to you at the next court session.

Williamson County

VOL 0108 PAGE 681

Vivian L. Wood
County Treasurer



MEMORANDUM

Date: December 6, 1999

To: John C. Doerfler, County Judge
Mike Heiligenstein, Commissioner, Pct. 1
Greg Boatright, Commissioner, Pct. 2
David Hays, Commissioner, Pct. 3
Frankie Limmer, Commissioner, Pct. 4

From: Vivian L. Wood *WLS*
County Treasurer

Re: Certification

Please note the attached Certification provide compliance for education requirements per the Laws of the State of Texas. Funds have been budgeted for continuing Education for the FY 2000.

TEXAS ASSOCIATION OF COUNTIES

COUNTY INVESTMENT OFFICER

CONTINUING EDUCATION TRANSCRIPT

Reporting Period: 1/1/1999 - 12/31/1999

Hon Vivian Wood

Phone (512) 943-1585

Treasurer

FAX. (512) 943-1590

Williamson County

710 Main Street, Suite 302

Georgetown, TX 78626

Certification Date: 5/4/96

The Texas Association of Counties County Officer Program and its continuing education requisites exceed the investment training for local government education mandates as outlined in Section 2256 008 of the Public Funds Investment Act, revision effective September 1, 1998

1/1/99 Hours Carried Forward from 1998 to 1999	5 50
4/12/99 27th Annual County Treasurers Seminar - College Station	11 00
6/3/99 Level II, Class I, Lubbock, Texas	8.50
Total TAC Hours for Year	25 00
Grand Total Hours for Year	25.00

You have met your 1999 annual CIO education requirement.

CERTIFICATE

TEXAS ASSOCIATION OF COUNTIES

1998 Certification
County Investment Officer

This certifies that

Vivian Wood, C.I.O.


has demonstrated a thorough understanding of Texas laws governing the investment of county funds and is committed to maintaining competence through continuing education in order to manage financial operations for the maximum benefit of

Williamson County

Issued by the Texas Association of Counties the thirty-first day of December, A.D., 1998




Larry Craig, Board President



Sam D. Seale, Executive Director

Expires December 31, 1999



Texas Agricultural Extension Service The Texas A&M University System

V. G. Young Institute of County Government
certifies that

Vivian L. Wood

has completed "An Investment Training Session" of 12 hours pursuant to
Chapter 2256, the Public Funds Investment Act of the Texas Government Code
as a part of the

27th Annual Seminar for County Treasurers

Sponsored in cooperation with
The County Treasurers' Association of Texas, The Texas Association of Counties
and The Office of Continuing Education, Texas A&M University
College Station, Texas
April 12-15, 1999


Richard D. Perry
Program Chair

David P. Shuler
Executive Director
Texas Association of Counties

Mary O. Shutes
Coordinator, Office of Continuing Education
Texas A&M University

MW A. Kilmer
Administrative Chairman

John Z. Babin
President, County Treasurers'
Association of Texas



Texas Agricultural Extension Service

The Texas A&M University System

V. G. Young Institute of County Government

certifies that

Vivian L. Wood

has completed with honor and distinction the

27th Annual Seminar for County Treasurers

sponsored in cooperation with

*The County Treasurers' Association of Texas, The Texas Association of Counties
and The Office of Continuing Education, Texas A&M University
College Station, Texas*

April 12-15, 1999

and is therefore a

CERTIFIED COUNTY TREASURER

Robert P. Sullivan

*Associate Vice Chancellor and Deputy Director
Texas Agricultural Extension Service*

David P. Sullivan

*Executive Director
Texas Association of Counties*

Robert D. Long

Program Chair

Henry P. Long

*Coordinator, Office of Continuing Education
Texas A&M University*

Wm A. Martin

Conference Chairman

Lois L. Long

*President, County Treasurers'
Association of Texas*

Williamson County

VOL 0108 PAGE 686

Vivian L. Wood

County Treasurer



October 28, 1999

The Honorable Commissioners Court
Williamson County
710 Main Street, Suite 201
Georgetown, TX 78626

Gentlemen

The Public Funds Investment Act requires that not less than quarterly, under Section 2256 023, that an internal management report be prepared and signed by the investment officer of the government entity. This section also requires that the report reflect the following

- A) The investment position of the entity on the date of the report.
- B) A summary statement of each pooled fund group that states the
 - 1) beginning market value for the reporting period,
 - 2) additions and changes to the market value during the period, and
 - 3) ending market value for the period
- C) State the book value and market value of each separately invested asset at the beginning and end of the reporting period by the type of asset and fund type invested.
- D) State the maturity date of each separately invested asset that has a maturity date.
- E) State the account or fund or pooled group fund in the local government for which each individual investment was acquired
- F) And, state the compliance of the investment portfolio of the local government as it relates to:
 - 1) the investment strategy and policy, and
 - 2) the relevant provisions of this chapter.

This report reflects the investment position of Williamson County from October 1, through December 31, 1998.

The investment strategy for the first quarter of our 1999 fiscal year was that of the investment pool – TexPool, which I am authorized to invest in under Law and Policy.

The average rate of return on the investments at TexPool for the first quarter of our 1999 fiscal year was 5 1000%

The book value and market value for the beginning and end of the reporting period for TexPool was as follows

		<u>Book Value</u>	<u>Market Value</u>
September	30, 1998	\$6,956,904,322	\$6,960,825,014
December	31, 1998	\$7,967,053,962	\$7,969,793,220

TexPool's net asset value for September 30, 1998 was 1 000564% and for December 31, 1998 was 1 000344%.

The book value and market value for the beginning and end of the reporting period for Williamson County's portfolio was as follows

September 30, 1998

	<u>Book Value</u>	<u>Market Value</u>
(1) TexPool Balance	<u>\$46,856,109.43</u>	<u>\$46,856,109.43</u>
TOTAL	<u>\$46,856,109.43</u>	<u>\$46,856,109.43</u>


December 31, 1998

	<u>Book Value</u>	<u>Market Value</u>
(1) TexPool Balance	<u>\$48,860,103.95</u>	<u>\$48,860,103.95</u>
TOTAL	<u>\$48,860,103.95</u>	<u>\$48,860,103.95</u>

Notes:

- (1) TexPool investments do not have a stated maturity, funds are available daily. Please see the attached TexPool quarterly information reports for pool information.

Sincerely,



Vivian L. Wood
Williamson County Treasurer
Investment Officer

TEXPOOL INVESTMENTS 1ST QUARTER FY 99
AVERAGE INTEREST RATE 5.1000 %

FUND	ACCOUNT NAME	FUND #	Sep-98 BALANCE	TOTAL DEPOSIT	TOTAL WITHDRAWAL	TOTAL INTEREST	December-98 BALANCE
	PARK BONDS 97	0526-000	2,932,905.91	0.00	0.00	37,854.68	2,970,760.59
	D A DRUG ENFORCEMENT	1035-000	86,614.58	0.00	0.00	1,117.92	87,732.50
	COUNTY BENEFITS FUND	1100-000	4,634,500.52	0.00	0.00	59,816.97	4,694,317.49
	GENERAL FUND	1111-000	9,441,319.64	4,500,000.00	4,000,000.00	110,877.57	10,052,197.21
	CAPITAL PROJECTS	1189-000	18,472.79	0.00	0.00	238.43	18,711.22
	1996 CAPITAL PROJECTS FUND	1189-111	4,533,608.51	0.00	0.00	68,936.18	5,409,975.15
	ROAD BONDS 97	1305-000	15,553,100.07	0.00	0.00	200,742.08	15,753,842.15
	LIBRARY FUND	3444-000	48,220.46	0.00	0.00	622.38	48,842.64
	ROAD AND BRIDGE GENERAL	3615-000	2,334,455.30	0.00	0.00	30,130.55	2,364,585.85
	DEBT SERVICE FUND	3885-000	692,653.90	0.00	0.00	8,940.00	701,593.90
	PERMANENT SCHOOL FUND	4508-000	212,087.19	0.00	0.00	2,846.38	223,378.41
	CERT OBLIG 7/15/97	5126-000	5,190,745.09	0.00	0.00	66,996.35	5,257,741.44
	SUPERVISION & CORRECTIONS	5783-000	508,397.16	500,000.00	420,000.00	10,364.88	598,762.04
	RECORDS MGT & PRESERVATION	6000-000	203,179.62	0.00	0.00	2,622.41	205,802.03
	CARANDA TASK FORCE	6198-000	360,592.71	0.00	0.00	4,654.12	365,246.83
	COUNTY DISTRICT CLERK	6969-002	53,110.10	0.00	0.00	685.48	53,795.58
	SHERIFF'S DRUG FUND	7549-000	52,145.88	0.00	0.00	673.14	52,818.92
	TOTALS		46,856,109.43	5,000,000.00	4,420,000.00	608,119.52	48,860,103.95

WILLIAMSON COUNTY GENERAL FUND INTEREST
1ST QUARTER FY99 AVERAGE INTEREST RATE 5.75%

INTEREST EARNED OCTOBER, NOVEMBER, DECEMBER 1998

\$35,304.81

TexPool Performance Summary

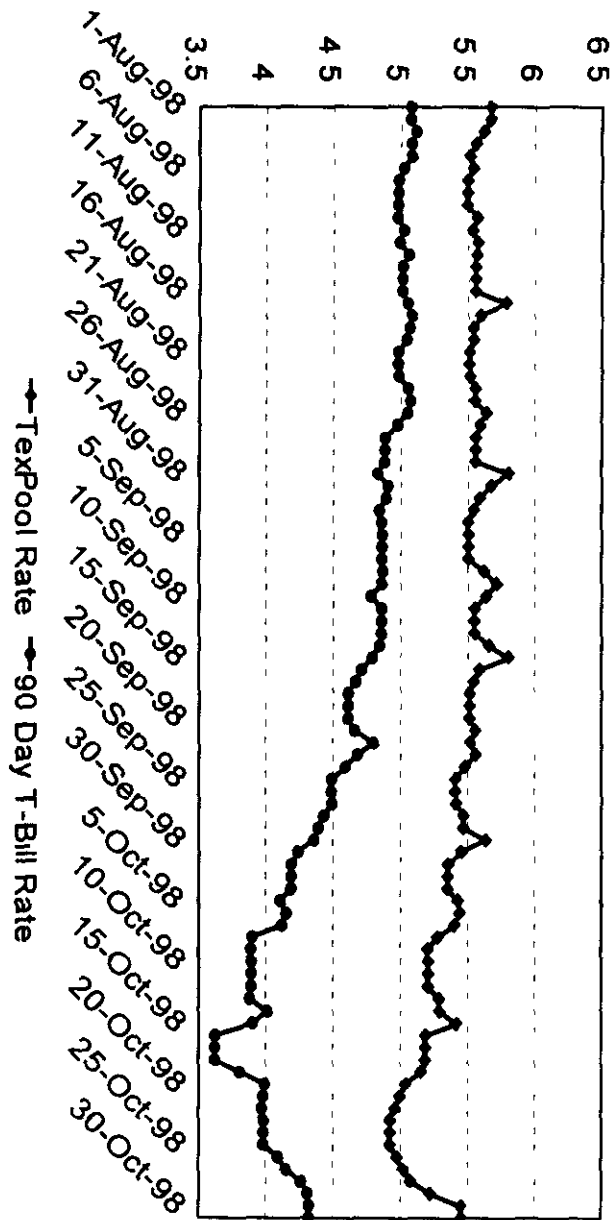
Month	Avg. Rate	Avg. Factor	Interest Posted	Avg. Balance	Avg. WAM
Oct 98	5 2099%	0 0001427363	\$ 31,539,402	\$ 7,128,250,194	46
Sep 98	5 5492%	0 0001520342	30,413,173	6,669,266,443	44
Aug 98	5 5728%	0 0001526782	32,464,272	6,859,383,476	50
Jul 98	5 5757%	0 0001527601	33,387,265	7,050,371,134	50
Jun 98	5 5925%	0 0001532205	33,087,824	7,198,810,927	51
May 98	5 5495%	0 0001520421	34,071,284	7,229,392,822	51
Apr 98	5 5605%	0 0001523418	34,055,722	7,451,422,239	48
Mar 98	5 5887%	0 0001531157	35,791,952	7,540,976,547	33
Feb 98	5 5835%	0 0001529720	33,334,645	7,784,567,420	26
Jan 98	5 6459%	0 0001546822	30,355,067	6,337,768,011	36
Dec 97	5 6688%	0 0001553083	24,787,393	5,145,511,007	51
Nov 97	5 6300%	0 0001542466	23,892,084	5,163,873,704	44
Oct 97	5 5670%	0 0001525196	23,773,858	5,027,904,631	42

TexPool Daily Performance Summary

For the month of October, 1998

Date	Mny Mkt Fund Equiv. [SEC Std.]	Daily Allocation Factor	TexPool Invested Balance	Market Value Per Share	W.A.M. Days
1-Oct-98	5.4511%	0 0001493460	7,014,505,251 48	1 000632	40
2-Oct-98	5 3509%	0 0001466010	7,070,223,133 37	1 000616	41
3-Oct-98	5 3509%	0 0001466010	7,070,223,133 37	1 000616	41
4-Oct-98	5 3509%	0 0001466010	7,070,223,133 37	1 000616	41
5-Oct-98	5 4276%	0 0001487020	7,082,230,134 82	1 000638	39
6-Oct-98	5 4389%	0 0001490100	7,074,519,076 04	1 000616	40
7-Oct-98	5 4005%	0 0001479580	7,123,828,525 24	1 000570	40
8-Oct-98	5 2774%	0 0001445860	7,123,755,214 38	1 000806	40
9-Oct-98	5.2054%	0 0001426130	7,122,120,736 76	1 000796	44
10-Oct-98	5 2054%	0 0001426130	7,122,120,736 76	1 000796	44
11-Oct-98	5 2054%	0 0001426130	7,122,120,736 76	1 000796	44
12-Oct-98	5 2054%	0 0001426130	7,122,120,736 76	1 000796	44
13-Oct-98	5.2877%	0.0001448670	7,092,064,414.49	1 000686	41
14-Oct-98	5 2877%	0.0001448680	7,091,885,740 52	1 000746	42
15-Oct-98	5 4141%	0 0001483300	7,141,667,679 34	1 000662	42
16-Oct-98	5 1855%	0 0001420683	7,145,366,412 83	1 000969	48
17-Oct-98	5 1855%	0 0001420683	7,145,366,412 83	1 000969	48
18-Oct-98	5.1855%	0.0001420683	7,145,366,412 83	1 000969	48
19-Oct-98	5 1490%	0 0001410680	7,109,983,799 89	1 000950	50
20-Oct-98	5 0350%	0 0001379460	7,063,054,478 00	1 000868	51
21-Oct-98	4 9949%	0 0001368460	7,081,751,877 11	1 000835	50
22-Oct-98	4 9601%	0 0001358940	7,025,564,675 19	1 000810	50
23-Oct-98	4 9210%	0 0001348220	7,028,339,679.20	1 000777	55
24-Oct-98	4 9210%	0 0001348220	7,028,339,679 20	1 000777	55
25-Oct-98	4 9210%	0 0001348220	7,028,339,679.20	1.000777	55
26-Oct-98	4 9751%	0 0001363040	7,397,181,966 07	1 000694	50
27-Oct-98	5 0210%	0 0001375620	7,357,738,555 02	1 000747	50
28-Oct-98	5 0724%	0.0001389690	7,373,528,826 46	1 000676	50
29-Oct-98	5 2191%	0 0001429890	7,282,255,895 66	1 000672	50
30-Oct-98	5 4505%	0 0001493277	7,159,984,634 57	1 000584	54
31-Oct-98	5 4505%	0 0001493277	7,159,984,634 57	1 000584	54
Average	5 2099%	0 0001427363	7,128,250,193 62		46

TexPool versus 90-Day Treasury Bill



Additional information regarding TexPool is available upon request

www.texpool.com • 1-888-839-7665 (1-888-TEX-POOL) • (214) 953-4064 • Fax (214) 953-8777

TexPool Performance Summary


Month	Avg. Rate	Avg. Factor	Interest Posted		Avg. Balance	Avg. WAM
Nov 98	5 0836%	0 0001392760	\$	30,192,571	\$ 7,225,917,572	54
Oct 98	5 2099%	0 0001427363		31,539,402	7,128,250,194	46
Sep 98	5 5492%	0 0001520342		30,413,173	6,669,266,443	44
Aug 98	5 5728%	0 0001526782		32,464,272	6,859,383,476	50
Jul 98	5 5757%	0 0001527601		33,387,265	7,050,371,134	50
Jun 98	5 5925%	0 0001532205		33,087,824	7,198,810,927	51
May 98	5.5495%	0 0001520421		34,071,284	7,229,392,822	51
Apr 98	5 5605%	0.0001523418		34,055,722	7,451,422,239	48
Mar 98	5 5887%	0 0001531157		35,791,952	7,540,976,547	33
Feb 98	5 5835%	0 0001529720		33,334,645	7,784,567,420	26
Jan 98	5 6459%	0 0001546822		30,355,067	6,337,768,011	36
Dec 97	5.6688%	0 0001553083		24,787,393	5,145,511,007	51
Nov 97	5.6300%	0 0001542466		23,892,084	5,163,873,704	44
Oct 97	5.5670%	0 0001525196		23,773,858	5,027,904,631	42

TexPool Daily Performance Summary

For the month of November, 1998

Date	Mny Mkt Fund Equiv. [SEC Std.]	Daily Allocation Factor	TexPool Invested Balance	Market Value Per Share	W.A.M. Days
1-Nov-98	5 4269%	0 0001486810	7,191,105,831 66	1.000584	54
2-Nov-98	5 3639%	0 0001469560	7,199,771,754 50	1 000449	52
3-Nov-98	5 3319%	0 0001460800	7,231,257,794 25	1 000411	53
4-Nov-98	5 2393%	0 0001435430	7,246,339,947 37	1 000316	52
5-Nov-98	5 0810%	0 0001392060	7,236,125,578 85	1 000244	52
6-Nov-98	5 0288%	0 0001377753	7,302,566,987 45	1 000167	54
7-Nov-98	5.0288%	0 0001377753	7,302,566,987 45	1 000167	54
8-Nov-98	5.0288%	0 0001377753	7,302,566,987 45	1 000167	54
9-Nov-98	5.0828%	0 0001392540	7,323,566,148.44	1 000148	51
10-Nov-98	5 0576%	0.0001385655	7,338,696,061 61	1 000212	52
11-Nov-98	5.0576%	0 0001385655	7,338,696,061 61	1 000212	52
12-Nov-98	5.1056%	0 0001398780	7,363,307,062 75	1 000250	52
13-Nov-98	5 1461%	0 0001409897	7,271,645,567 87	1 000294	56
14-Nov-98	5.1461%	0 0001409897	7,271,645,567 87	1 000294	56
15-Nov-98	5.1461%	0 0001409897	7,271,645,567 87	1 000294	56
16-Nov-98	5 4110%	0 0001482460	7,136,109,261.76	1 000260	55
17-Nov-98	5 2093%	0 0001427210	7,191,567,570 90	1 000230	54
18-Nov-98	5 0405%	0 0001380960	7,210,760,512 29	1 000457	53
19-Nov-98	4 9466%	0 0001355240	7,204,094,786 73	1 000436	55
20-Nov-98	4 8228%	0 0001321320	7,193,013,382 77	1 000434	58
21-Nov-98	4.8228%	0 0001321320	7,193,013,382 77	1 000434	58
22-Nov-98	4.8228%	0 0001321320	7,193,013,382 77	1 000434	58
23-Nov-98	4 9213%	0 0001348300	7,135,560,041 40	1 000423	56
24-Nov-98	4 8885%	0 0001339320	7,041,214,526 80	1 000382	56
25-Nov-98	4 9824%	0 0001365030	7,193,471,244 32	1 000355	55
26-Nov-98	4 9824%	0 0001365030	7,193,471,244 32	1 000355	55
27-Nov-98	5 0309%	0 0001378330	7,181,422,177 95	1 000358	54
28-Nov-98	5 0309%	0 0001378330	7,181,422,177 95	1 000358	54
29-Nov-98	5 0309%	0 0001378330	7,181,422,177 95	1 000358	54
30-Nov-98	5 2928%	0 0001450070	7,156,467,388 95	1 000306	52
Average	5 0836%	0 0001392760	7,225,917,572 22	86	54

TexPool versus 90-Day Treasury Bill



Additional information regarding TexPool is available upon request
 www.texpool.com • 1-888-839-7665 (1-888-TEX-POOL) • (214) 953-4064 • Fax (214) 953-8777

TexPool Performance Summary

Month	Avg. Rate	Avg. Factor	Interest Posted	Avg. Balance	Avg. WAM
Dec 98	5 0025%	0 0001370535	\$ 34,866,693	\$ 7,371,844,761	55
Nov 98	5 0836%	0 0001392760	30,192,571	7,225,917,572	54
Oct 98	5 2099%	0 0001427363	31,539,402	7,128,250,194	46
Sep 98	5.5492%	0 0001520342	30,413,173	6,669,266,443	44
Aug 98	5 5728%	0 0001526782	32,464,272	6,859,383,476	50
Jul 98	5.5757%	0 0001527601	33,387,265	7,050,371,134	50
Jun 98	5 5925%	0 0001532205	33,087,824	7,198,810,927	51
May 98	5 5495%	0 0001520421	34,071,284	7,229,392,822	51
Apr 98	5 5605%	0 0001523418	34,055,722	7,451,422,239	48
Mar 98	5 5887%	0 0001531157	35,791,952	7,540,976,547	33
Feb 98	5 5835%	0 0001529720	33,334,645	7,784,567,420	26
Jan 98	5 6459%	0 0001546822	30,355,067	6,337,768,011	36


TexPool Daily Performance Summary

For the month of December, 1998

Date	Mny Mkt Fund Equiv. [SEC Std.]	Daily Allocation Factor	TexPool Invested Balance	Market Value Per Share	W.A.M. Days
1-Dec-98	5 0623%	0 0001386940	7,218,455,903 97	1 000319	51
2-Dec-98	4 9324%	0 0001351330	7,240,433,040 41	1 000322	53
3-Dec-98	4 9002%	0 0001342520	7,286,730,319 99	1 000309	53
4-Dec-98	4 8926%	0 0001340450	7,284,413,453 14	1 000269	53
5-Dec-98	4 8926%	0 0001340450	7,284,413,453 14	1 000269	53
6-Dec-98	4.8926%	0 0001340450	7,284,413,453.14	1 000269	53
7-Dec-98	4 9464%	0 0001355170	7,286,679,841 57	1 000242	51
8-Dec-98	4 9326%	0 0001351400	7,348,484,554 01	1 000258	52
9-Dec-98	4 9302%	0 0001350730	7,362,403,968 24	1 000251	53
10-Dec-98	4.9501%	0.0001356180	7,420,478,342 70	1.000291	56
11-Dec-98	4 9935%	0 0001368077	7,496,195,749 75	1 000226	55
12-Dec-98	4 9935%	0 0001368077	7,496,195,749 75	1 000226	55
13-Dec-98	4 9935%	0 0001368077	7,496,195,749 75	1 000226	55
14-Dec-98	5 1403%	0 0001408310	7,417,572,000 36	1 000210	53
15-Dec-98	5.1956%	0.0001423450	7,424,806,707 37	1 000150	57
16-Dec-98	5 0543%	0 0001384750	7,427,788,313 81	1 000181	56
17-Dec-98	5 0078%	0 0001372000	7,368,813,152 27	1 000171	56
18-Dec-98	4 9831%	0 0001365240	7,261,764,541 84	1 000211	57
19-Dec-98	4.9831%	0 0001365240	7,261,764,541 84	1 000211	57
20-Dec-98	4 9831%	0 0001365240	7,261,764,541 84	1 000211	57
21-Dec-98	5 0039%	0 0001370930	7,204,605,437 44	1 000223	55
22-Dec-98	5 0035%	0 0001370820	7,274,327,129 91	1 000238	55
23-Dec-98	4 9671%	0 0001360850	7,264,273,366 39	1 001690	55
24-Dec-98	4 9618%	0 0001359395	7,315,837,023 67	1 000140	57
25-Dec-98	4.9618%	0 0001359395	7,315,837,023 67	1 000140	57
26-Dec-98	4 9618%	0 0001359395	7,315,837,023 67	1 000140	57
27-Dec-98	4.9618%	0 0001359395	7,315,837,023 67	1 000140	57
28-Dec-98	5 0707%	0 0001389220	7,377,897,871 16	1 000179	53
29-Dec-98	5 0929%	0 0001395320	7,453,595,865 23	1 000195	56
30-Dec-98	5 0294%	0 0001377920	7,792,318,492 90	1 000276	53
31-Dec-98	5 4015%	0 0001479875	7,967,053,962 67	1 000344	53
Average	5.0025%	0.0001370535	7,371,844,761 27		55

88

TexPool versus 90-Day Treasury Bill



Additional information regarding TexPool is available upon request

www.texpool.com • 1-888-839-7665 (1-888-TEX-POOL) • (214) 953-4064 • Fax (214) 953-8777

Vivian L. Wood

County Treasurer



October 28, 1999

The Honorable Commissioners Court
Williamson County
710 Main Street, Suite 201
Georgetown, TX 78626

Gentlemen:

The Public Funds Investment Act requires that not less than quarterly, under Section 2256 023, that an internal management report be prepared and signed by the investment officer of the government entity. This section also requires that the report reflect the following:

- A) The investment position of the entity on the date of the report
- B) A summary statement of each pooled fund group that states the:
 - 1) beginning market value for the reporting period,
 - 2) additions and changes to the market value during the period, and
 - 3) ending market value for the period
- C) State the book value and market value of each separately invested asset at the beginning and end of the reporting period by the type of asset and fund type invested
- D) State the maturity date of each separately invested asset that has a maturity date.
- E) State the account or fund or pooled group fund in the local government for which each individual investment was acquired
- F) And, state the compliance of the investment portfolio of the local government as it relates to:
 - 1) the investment strategy and policy, and
 - 2) the relevant provisions of this chapter

This report reflects the investment position of Williamson County from January 1, through March 31, 1999

The investment strategy for the second quarter of our 1999 fiscal year was that of the investment pool – TexPool, which I am authorized to invest in under Law and Policy

The average rate of return on the investments at TexPool for the second quarter of our 1999 fiscal year was 4.917%

The book value and market value for the beginning and end of the reporting period for TexPool was as follows:

			<u>Book Value</u>	<u>Market Value</u>
December	31,	1998	\$7,967,053,962.	\$7,969,793,220
March	31,	1999	\$9,679,956,704.	\$9,979,172,797

TexPool's net asset value for December 31, 1998 was 1.000344% and for March 31, 1999 was 0.999921%.

The book value and market value for the beginning and end of the reporting period for Williamson County's portfolio was as follows.

December 31, 1998

	<u>Book Value</u>	<u>Market Value</u>
(1) TexPool Balance	<u>\$48,860,103.95</u>	<u>\$48,860,103.95</u>
TOTAL	<u>\$48,860,103.95</u>	<u>\$48,860,103.95</u>

March 31, 1999

	<u>Book Value</u>	<u>Market Value</u>
(1) TexPool Balance	<u>\$71,193,723.57</u>	<u>\$71,193,723.57</u>
TOTAL	<u>\$69,686,900.69</u>	<u>\$71,193,723.57</u>

Notes:

- (1) TexPool investments do not have a stated maturity, funds are available daily
Please see the attached TexPool quarterly reports for pool information.

Sincerely,

Vivian L. Wood

Vivian L. Wood
Williamson County Treasurer
Investment Officer

TEXPOOL INVESTMENTS 2ND QUARTER FY 99
AVERAGE INTEREST RATE 4.917%

FUND	ACCOUNT NAME	FUND #	Dec-98 BALANCE	TOTAL DEPOSIT	TOTAL WITHDRAWAL	TOTAL INTEREST	March-99 BALANCE
1	PARK BONDS 97	0526-000	2,970,760.59	0.00	0.00	36,171.81	3,006,932.40
2	D A DRUG ENFORCEMENT	1035-000	87,732.50	0.00	0.00	1,068.22	88,800.72
3	COUNTY BENEFITS FUND	1100-000	4,694,317.49	0.00	0.00	57,157.73	4,751,475.22
4	GENERAL FUND	1111-000	10,052,197.21	14,000,000.00	0.00	239,473.52	24,291,670.73
5	CAPITAL PROJECTS	1189-000	18,711.22	0.00	0.00	227.83	18,939.05
6	1996 CAPITAL PROJECTS FUND	1189-111	5,409,975.15	0.00	0.00	65,871.54	5,475,846.69
7	ROAD BONDS 97	1305-000	15,753,842.15	0.00	0.00	191,817.86	15,945,660.01
8	LIBRARY FUND	3444-000	48,842.84	0.00	0.00	594.70	49,437.54
9	ROAD AND BRIDGE GENERAL	3615-000	2,364,585.85	3,000,000.00	0.00	54,494.41	5,419,080.26
10	DEBT SERVICE FUND	3885-000	701,593.90	2,000,000.00	0.00	29,540.58	2,731,134.48
11	PERMANENT SCHOOL FUND	4508-000	223,378.41	0.00	16,532.03	2,699.75	209,546.13
12	CERT OBLIG 7/15/97	5126-000	5,257,741.44	0.00	0.00	64,017.95	5,321,759.39
13	SUPERVISION & CORRECTIONS	5783-000	598,762.04	400,000.00	300,000.00	10,284.25	709,046.29
14	RECORDS MGT & PRESERVATION	6000-000	205,802.03	0.00	0.00	2,505.82	208,307.85
15	CARANDA TASK FORCE	6198-000	365,246.83	0.00	0.00	4,447.23	369,694.06
16	COUNTY DISTRICT CLERK	6969-002	53,795.58	0.00	0.00	655.01	54,450.59
17	SHERIFF'S DRUG FUND	7549-000	52,818.92	0.00	0.00	643.12	53,462.04
*18	TOBACCO FUNDS	7989-000	2,464,620.45	0.00	0.00	23,859.67	2,488,480.12
	TOTALS		51,324,724.60	19,400,000.00	316,532.03	785,531.00	71,193,723.57

Note *18 The Tobacco Fund was set up 1/19/99

WILLIAMSON COUNTY GENERAL FUND INTEREST
2ND QUARTER FY99 AVERAGE INTEREST RATE 5.75%

INTEREST EARNED JANUARY, FEBRUARY, MARCH 1999

\$84,059.85

TexPool Performance Summary


Month	Avg. Rate	Avg. Factor	Interest Posted	Avg. Balance	Avg. WAM
Jan 99	4 9734%	0 0001362575	\$ 37,937,802	\$ 8,990,922,950	48
Dec 98	5 0025%	0 0001370535	34,866,693	7,371,844,761	55
Nov 98	5 0836%	0 0001392760	30,192,571	7,225,917,572	54
Oct 98	5 2099%	0 0001427363	31,539,402	7,128,250,194	46
Sep 98	5 5492%	0 0001520342	30,413,173	6,669,266,443	44
Aug 98	5 5728%	0 0001526782	32,464,272	6,859,383,476	50
Jul 98	5 5757%	0 0001527601	33,387,265	7,050,371,134	50
Jun 98	5 5925%	0 0001532205	33,087,824	7,198,810,927	51
May 98	5 5495%	0 0001520421	34,071,284	7,229,392,822	51
Apr 98	5 5605%	0 0001523418	34,055,722	7,451,422,239	48
Mar 98	5 5887%	0 0001531157	35,791,952	7,540,976,547	33
Feb 98	5 5835%	0 0001529720	33,334,645	7,784,567,420	26

TexPool Daily Performance Summary

For the month of January, 1999

Date	Mny Mkt Fund Equiv. [SEC Std.]	Daily Allocation Factor	TexPool Invested Balance	Market Value Per Share	W.A.M. Days
1-Jan-99	5 3806%	0 0001474140	7,998,039,165 12	1 000344	53
2-Jan-99	5 3806%	0 0001474140	7,998,039,165 12	1 000344	53
3-Jan-99	5 3806%	0 0001474140	7,998,039,165 12	1 000344	53
4-Jan-99	5 0884%	0 0001394080	8,159,669,500 03	1.000333	49
5-Jan-99	4 9824%	0.0001365040	8,307,419,266 04	1.000301	49
6-Jan-99	4 8871%	0 0001338940	8,420,472,080 58	1 000306	52
7-Jan-99	4 8471%	0 0001327980	8,603,194,636 79	1 000304	51
8-Jan-99	4 8503%	0 0001328847	8,759,403,706 32	1 000296	52
9-Jan-99	4 8503%	0 0001328847	8,759,403,706 32	1 000296	52
10-Jan-99	4 8503%	0 0001328847	8,759,403,706 32	1 000296	52
11-Jan-99	5 0128%	0.0001373360	8,796,071,938 55	1 000288	50
12-Jan-99	5 0276%	0 0001377420	8,873,285,963 04	1 000281	52
13-Jan-99	5 0522%	0 0001384160	8,919,472,734 23	1 000310	51
14-Jan-99	4 9240%	0 0001349030	9,019,488,355 00	1 000403	51
15-Jan-99	4 9601%	0.0001358943	9,080,167,374 94	1 000354	51
16-Jan-99	4 9601%	0 0001358943	9,080,167,374 94	1 000354	51
17-Jan-99	4 9601%	0.0001358943	9,080,167,374 94	1 000354	51
18-Jan-99	4 9601%	0 0001358943	9,080,167,374 94	1 000354	51
19-Jan-99	4 9314%	0 0001351060	9,122,922,989 28	1 000328	48
20-Jan-99	4 8638%	0 0001332550	9,190,234,266 45	1 000284	47
21-Jan-99	4 8469%	0 0001327930	9,291,460,599 86	1 000335	46
22-Jan-99	4 8322%	0 0001323890	9,309,478,231 51	1 000322	46
23-Jan-99	4 8322%	0 0001323890	9,309,478,231 51	1 000322	46
24-Jan-99	4 8322%	0 0001323890	9,309,478,231 51	1 000322	46
25-Jan-99	4 9323%	0 0001351300	9,398,487,796 03	1 000313	43
26-Jan-99	4 9933%	0 0001368030	9,512,811,682 67	1 000280	42
27-Jan-99	5 0004%	0 0001369970	9,631,691,701 26	1 000286	41
28-Jan-99	4 9314%	0 0001351070	9,683,613,890 40	1 000298	40
29-Jan-99	4 9415%	0 0001353830	9,755,627,079 89	1 000259	41
30-Jan-99	4 9415%	0 0001353830	9,755,627,079 89	1 000259	41
31-Jan-99	4 9415%	0 0001353830	9,755,627,079.89	1 000259	41
Average	4.9734%	0.0001362575	8,990,922,949.95		48

TexPool versus 90-Day Treasury Bill



Additional information regarding TexPool is available upon request
 www.texpool.com • 1-888-839-7665 (1-888-TEX-POOL) • (214) 953-4064 • Fax (214) 953-8777

TexPool Performance Summary


Month	Avg. Rate	Avg. Factor	Interest Posted	Avg. Balance	Avg. WAM
Feb 99	4 8766%	0 0001336067	\$ 40,333,510	\$ 10,782,549,863	47
Jan 99	4 9734%	0 0001362575	37,937,802	8,990,922,950	48
Dec 98	5 0025%	0 0001370535	34,866,693	7,371,844,761	55
Nov 98	5 0836%	0 0001392760	30,192,571	7,225,917,572	54
Oct 98	5 2099%	0 0001427363	31,539,402	7,128,250,194	46
Sep 98	5 5492%	0 0001520342	30,413,173	6,669,266,443	44
Aug 98	5 5728%	0 0001526782	32,464,272	6,859,383,476	50
Jul 98	5 5757%	0 0001527601	33,387,265	7,050,371,134	50
Jun 98	5 5925%	0 0001532205	33,087,824	7,198,810,927	51
May 98	5 5495%	0 0001520421	34,071,284	7,229,392,822	51
Apr 98	5 5605%	0 0001523418	34,055,722	7,451,422,239	48
Mar 98	5 5887%	0 0001531157	35,791,952	7,540,976,547	33

TexPool Daily Performance Summary

For the month of February, 1999

Date	Mny Mkt Fund Equiv. [SEC Std.]	Daily Allocation Factor	TexPool Invested Balance	Market Value Per Share	W.A.M. Days
1-Feb-99	4 9353%	0 0001352140	9,995,600,923 04	1 000196	46
2-Feb-99	4 8684%	0 0001333820	10,198,993,948 50	1 000160	44
3-Feb-99	4 7901%	0 0001312360	10,460,519,686 97	1 000123	43
4-Feb-99	4 8111%	0 0001318110	10,620,059,915 12	1 000088	46
5-Feb-99	4 8533%	0 0001329667	10,787,010,767 61	1 000039	49
6-Feb-99	4 8533%	0 0001329667	10,787,010,767 61	1 000039	49
7-Feb-99	4 8533%	0 0001329667	10,787,010,767 61	1 000039	49
8-Feb-99	4 9354%	0 0001352160	10,881,023,340 83	1 000038	46
9-Feb-99	4 8865%	0 0001338770	11,027,263,140 56	1 000059	45
10-Feb-99	4 8975%	0 0001341790	11,155,021,210 35	1 000064	45
11-Feb-99	4.8622%	0 0001332120	11,114,747,263 74	1 000046	44
12-Feb-99	4 8266%	0 0001322365	11,101,142,172 33	0 999927	47
13-Feb-99	4 8266%	0 0001322365	11,101,142,172 33	0 999927	47
14-Feb-99	4 8266%	0 0001322365	11,101,142,172 33	0 999927	47
15-Feb-99	4 8266%	0 0001322365	11,101,142,172 33	0 999927	47
16-Feb-99	5 0005%	0 0001369990	11,171,846,797 15	0 999926	44
17-Feb-99	4 8840%	0 0001338070	11,056,142,473 91	0 999951	47
18-Feb-99	4 8705%	0 0001334370	11,004,674,317 62	0 999943	49
19-Feb-99	4 8220%	0 0001321090	10,897,333,120 42	0 999937	50
20-Feb-99	4 8220%	0 0001321090	10,897,333,120 42	0 999937	50
21-Feb-99	4 8220%	0 0001321090	10,897,333,120 42	0 999937	50
22-Feb-99	4 9222%	0 0001348560	10,824,118,091 48	0 999964	48
23-Feb-99	4 8703%	0 0001334330	10,831,932,491 69	0 999883	48
24-Feb-99	4 9284%	0 0001350250	10,731,268,017 20	0 999810	48
25-Feb-99	4 9132%	0 0001346090	10,587,697,331 98	0 999747	48
26-Feb-99	4 9460%	0 0001355077	10,264,295,624 18	0 999692	51
27-Feb-99	4 9460%	0 0001355077	10,264,295,624 18	0 999692	51
28-Feb-99	4 9460%	0 0001355077	10,264,295,624 18	0 999692	51
Average	4 8766%	0 0001336067	10,782,549,863 43		47

TexPool versus 90-Day Treasury Bill



Additional information regarding TexPool is available upon request

www.texpool.com • 1-888-839-7665 (1-888-TEX-POOL) • (214) 953-4064 • Fax (214) 953-8777

TexPool Performance Summary


Month	Avg. Rate	Avg. Factor	Interest Posted	Avg. Balance	Avg. WAM
Mar 99	4 9004%	0 0001342566	\$ 42,643,342	\$ 10,247,257,689	50
Feb 99	4 8766%	0 0001336067	40,333,510	10,782,549,863	47
Jan 99	4 9734%	0 0001362575	37,937,802	8,990,922,950	48
Dec 98	5 0025%	0 0001370535	34,866,693	7,371,844,761	55
Nov 98	5 0836%	0 0001392760	30,192,571	7,225,917,572	54
Oct 98	5 2099%	0 0001427363	31,539,402	7,128,250,194	46
Sep 98	5.5492%	0 0001520342	30,413,173	6,669,266,443	44
Aug 98	5 5728%	0 0001526782	32,464,272	6,859,383,476	50
Jul 98	5 5757%	0 0001527601	33,387,265	7,050,371,134	50
Jun 98	5 5925%	0 0001532205	33,087,824	7,198,810,927	51
May 98	5 5495%	0 0001520421	34,071,284	7,229,392,822	51
Apr 98	5 5605%	0 0001523418	34,055,722	7,451,422,239	48

TexPool Daily Performance Summary

For the month of March, 1999

Date	Mny Mkt Fund Equiv. [SEC Std.]	Daily Allocation Factor	TexPool Invested Balance	Market Value Per Share	W.A.M. Days
1-Mar-99	5 0231%	0 0001376200	10,160,549,862 05	0 999671	49
2-Mar-99	4 9262%	0 0001349630	10,888,566,148 17	0 999719	45
3-Mar-99	4 8956%	0 0001341250	10,812,587,087 16	0 999654	48
4-Mar-99	4 8504%	0 0001328880	10,839,197,922.20	0 999657	48
5-Mar-99	4 8300%	0 0001323280	10,783,042,093 88	0 999721	49
6-Mar-99	4 8300%	0 0001323280	10,783,042,093.88	0 999721	49
7-Mar-99	4 8300%	0 0001323280	10,783,042,093 88	0 999721	49
8-Mar-99	4 9027%	0 0001343200	10,697,313,155 78	0 999769	49
9-Mar-99	4 8995%	0 0001342340	10,042,901,811 61	0 999930	52
10-Mar-99	4 9597%	0 0001358820	10,032,804,609 59	0 999930	51
11-Mar-99	4 9089%	0 0001344910	10,011,839,039 07	0 999916	51
12-Mar-99	4 8805%	0 0001337123	10,078,586,409 38	0 999950	52
13-Mar-99	4.8805%	0 0001337123	10,078,586,409 38	0 999950	52
14-Mar-99	4 8805%	0 0001337123	10,078,586,409 38	0 999950	52
15-Mar-99	5 0412%	0 0001381160	10,071,599,987 96	0 999967	49
16-Mar-99	4 8868%	0.0001338840	10,092,700,524 51	0 999922	49
17-Mar-99	4 8680%	0 0001333710	10,104,768,648 91	0 999874	49
18-Mar-99	4 8647%	0 0001332790	10,121,201,243 16	0 999912	51
19-Mar-99	4 8204%	0 0001320653	10,133,533,349 43	0 999863	52
20-Mar-99	4 8204%	0 0001320653	10,133,533,349 43	0 999863	52
21-Mar-99	4 8204%	0 0001320653	10,133,533,349 43	0 999863	52
22-Mar-99	4 9006%	0 0001342620	10,106,919,576 98	0 999841	50
23-Mar-99	4 8687%	0 0001333890	10,113,990,585 88	0 999880	50
24-Mar-99	4 9534%	0 0001357100	10,083,517,257 73	0 999907	50
25-Mar-99	4 9099%	0 0001345180	10,116,068,705 46	0 999866	49
26-Mar-99	4 9117%	0 0001345667	10,099,595,238 82	0 999897	51
27-Mar-99	4 9117%	0 0001345667	10,099,595,238 82	0 999897	51
28-Mar-99	4.9117%	0 0001345667	10,099,595,238.82	0 999897	51
29-Mar-99	4 9536%	0 0001357150	10,073,114,120 50	0 999848	50
30-Mar-99	4 9352%	0 0001352100	10,031,120,079 04	0 999951	51
31-Mar-99	5 0356%	0 0001379610	9,979,956,704 76	0 999921	51
Average	4 9004%	0 0001342566	10,247,257,688 55		50

TexPool versus 90-Day Treasury Bill



Additional information regarding TexPool is available upon request
 www.texpool.com • 1-888-839-7665 (1-888-TEX-POOL) • (214) 953-4064 • Fax: (214) 953-8777

Vivian L. Wood
County Treasurer



October 28, 1999

The Honorable Commissioners Court
Williamson County
710 Main Street, Suite 201
Georgetown, TX 78626

Gentlemen:

The Public Funds Investment Act requires that not less than quarterly, under Section 2256.023, that an internal management report be prepared and signed by the investment officer of the government entity. This section also requires that the report reflect the following:

- A) The investment position of the entity on the date of the report.
- B) A summary statement of each pooled fund group that states the:
 - 1) beginning market value for the reporting period;
 - 2) additions and changes to the market value during the period; and
 - 3) ending market value for the period.
- C) State the book value and market value of each separately invested asset at the beginning and end of the reporting period by the type of asset and fund type invested.
- D) State the maturity date of each separately invested asset that has a maturity date.
- E) State the account or fund or pooled group fund in the local government for which each individual investment was acquired.
- F) And, state the compliance of the investment portfolio of the local government as it relates to:
 - 1) the investment strategy and policy, and
 - 2) the relevant provisions of this chapter.

This report reflects the investment position of Williamson County from April 1, through June 30, 1999.

The investment strategy for the third quarter of our 1999 fiscal year was that of the investment pool – TexPool, which I am authorized to invest in under Law and Policy.

The average rate of return on the investments at TexPool for the third quarter of our 1999 fiscal year was 4.8585%.

The book value and market value for the beginning and end of the reporting period for TexPool was as follows:

			<u>Book Value</u>	<u>Market Value</u>
March	31,	1999	<u>\$9,679,956.704</u>	<u>\$9,979,172.797.</u>
June	30,	1999	<u>\$8,153,975,313</u>	<u>\$8,149,561,071</u>

TexPool's net asset value for March 31, 1999 was 0.999921% and for June 30, 1999 was 0.999459%.

The book value and market value for the beginning and end of the reporting period for Williamson County's portfolio were as follows:

March 31, 1999

	<u>Book Value</u>	<u>Market Value</u>
(1) TexPool Balance	<u>\$71,937,723.57</u>	<u>\$71,937,723.57</u>
TOTAL	<u>\$71,937,723.57</u>	<u>\$71,937,723.57</u>


June 30, 1999

	<u>Book Value</u>	<u>Market Value</u>
(1) TexPool Balance	<u>\$65,372,588.51</u>	<u>\$65,372,588.51</u>
TOTAL	<u>\$65,372,588.51</u>	<u>\$65,372,588.51</u>

Notes.

- (1) TexPool investments do not have a stated maturity. The funds are available daily. Please see the attached TexPool quarterly information reports for pool information.

Sincerely,



Vivian L. Wood
Williamson County Treasurer
Investment Officer

TEXPOOL INVESTMENTS 3RD QUARTER FY 99
AVERAGE INTEREST RATE 4.8585%

FUND	ACCOUNT NAME	FUND #	Mar-99 BALANCE	TOTAL DEPOSIT	TOTAL WITHDRAWAL	TOTAL INTEREST	June-99 BALANCE
1	PARK BONDS 97	0526-000	3,006,932.40	0.00	200,000.00	34,735.50	2,841,667.90
2	D A DRUG ENFORCEMENT	1035-000	88,800.72	0.00	15,000.00	947.22	74,747.94
3	COUNTY BENEFITS FUND	1100-000	4,751,475.22	19,926.25	0.00	57,709.00	4,829,110.47
4	GENERAL FUND	1111-000	24,291,670.73	0.00	5,000,000.00	252,346.06	19,544,016.79
5	CAPITAL PROJECTS	1189-000	18,939.05	0.00	0.00	229.67	19,168.72
6	1996 CAPITAL PROJECTS FUND	1189-111	5,475,846.69	0.00	1,000,000.00	57,761.82	4,533,608.51
7	ROAD BONDS 97	1305-000	15,945,660.01	0.00	1,670,000.00	178,935.06	14,454,595.07
8	LIBRARY FUND	3444-000	49,437.54	0.00	15,000.00	469.87	34,907.41
9	ROAD AND BRIDGE GENERAL	3615-000	5,419,080.26	0.00	300,000.00	64,084.65	5,183,164.91
10	DEBT SERVICE FUND	3885-000	2,731,134.48	2,200,000.00	0.00	52,130.57	4,983,265.05
11	PERMANENT SCHOOL FUND	4508-000	209,546.13	0.00	0.00	2,541.06	212,087.19
12	CERT OBLIG 7/15/97	5126-000	5,321,759.39	0.00	600,000.00	59,349.85	4,781,109.24
13	SUPERVISION & CORRECTIONS	5783-000	709,046.29	300,000.00	350,000.00	9,203.81	668,250.10
14	RECORDS MGT & PRESERVATION	6000-000	208,307.85	0.00	0.00	2,526.07	210,833.92
15	CARANDA TASK FORCE	6198-000	369,694.06	0.00	0.00	4,483.13	374,177.19
16	COUNTY DISTRICT CLERK	6969-002	54,450.59	0.00	0.00	660.29	55,110.88
17	SHERIFF'S DRUG FUND	7549-000	53,462.04	0.00	0.00	648.31	54,110.35
18	TOBACCO FUNDS	7989-000	2,488,480.12	0.00	0.00	30,176.75	2,518,656.87
TOTALS			71,193,723.57	2,519,926.25	9,150,000.00	808,938.69	65,372,588.51

WILLIAMSON COUNTY GENERAL FUND INTEREST
3RD QUARTER FY99 AVERAGE INTEREST RATE 5.59%

INTEREST EARNED FOR APRIL, MAY, JUNE 1999

\$40,908.46

TexPool Performance Summary


Month	Avg. Rate	Avg. Factor	Interest Posted	Avg. Balance	Avg. WAM
Apr 99	4 8623%	0 0001332125	\$ 40,047,728	\$ 10,022,133,673	51
Mar 99	4 9004%	0 0001342566	42,643,342	10,247,257,689	50
Feb 99	4 8766%	0 0001336067	40,333,510	10,782,549,863	47
Jan 99	4 9734%	0 0001362575	37,937,802	8,990,922,950	48
Dec 98	5 0025%	0 0001370535	34,866,693	7,371,844,761	55
Nov 98	5 0836%	0 0001392760	30,192,571	7,225,917,572	54
Oct 98	5 2099%	0 0001427363	31,539,402	7,128,250,194	46
Sep 98	5 5492%	0 0001520342	30,413,173	6,669,266,443	44
Aug 98	5 5728%	0 0001526782	32,464,272	6,859,383,476	50
Jul 98	5.5757%	0 0001527601	33,387,265	7,050,371,134	50
Jun 98	5 5925%	0 0001532205	33,087,824	7,198,810,927	51
May 98	5 5495%	0 0001520421	34,071,284	7,229,392,822	51

TexPool Daily Performance Summary

For the month of April, 1999

Date	Mny Mkt Fund Equiv. [SEC Std.]	Daily Allocation Factor	TexPool Invested Balance	Market Value Per Share	W.A.M. Days
1-Apr-99	5 1092%	0 0001399773	9,957,807,961 75	0 999909	53
2-Apr-99	5 1092%	0 0001399773	9,957,807,961 75	0 999909	53
3-Apr-99	5 1092%	0 0001399773	9,957,807,961 75	0 999909	53
4-Apr-99	5 1092%	0 0001399773	9,957,807,961 75	0 999909	53
5-Apr-99	4 9397%	0 0001353330	9,941,846,555 97	0 999966	50
6-Apr-99	4 8859%	0 0001338590	9,982,719,271 76	0 999990	49
7-Apr-99	4 8693%	0 0001334040	9,990,954,368 33	0 999979	49
8-Apr-99	4 8561%	0 0001330430	10,055,826,335 67	1 000053	48
9-Apr-99	4.7935%	0 0001313287	10,109,207,429 25	1 000040	50
10-Apr-99	4 7935%	0 0001313287	10,109,207,429 25	1 000040	50
11-Apr-99	4.7935%	0 0001313287	10,109,207,429.25	1 000040	50
12-Apr-99	4 8439%	0 0001327100	10,058,977,784.75	0 999984	48
13-Apr-99	4 8079%	0.0001317220	10,018,750,394.98	0 999968	48
14-Apr-99	4 8440%	0 0001327120	10,194,142,315.56	0 999969	47
15-Apr-99	4 9354%	0 0001352160	10,168,191,596 56	0 999472	50
16-Apr-99	4.7977%	0 0001314433	10,142,778,017.35	0 999862	52
17-Apr-99	4 7977%	0.0001314433	10,142,778,017 35	0 999862	52
18-Apr-99	4 7977%	0 0001314433	10,142,778,017 35	0 999862	52
19-Apr-99	4 7940%	0 0001313410	10,100,434,616 22	0 999931	50
20-Apr-99	4.7338%	0 0001296940	10,069,573,352 05	0 999957	50
21-Apr-99	4.7435%	0 0001299580	10,050,629,436 10	0 999977	50
22-Apr-99	4.7429%	0.0001299430	10,075,252,954 42	0 999899	49
23-Apr-99	4 7241%	0 0001294277	9,962,606,688 81	0 999900	51
24-Apr-99	4 7241%	0 0001294277	9,962,606,688 81	0 999900	51
25-Apr-99	4 7241%	0 0001294277	9,962,606,688 81	0 999900	51
26-Apr-99	4 8059%	0.0001316680	10,042,871,725 25	0.999916	48
27-Apr-99	4.8888%	0 0001339390	9,992,544,339 13	0 999910	50
28-Apr-99	4 8827%	0 0001337730	9,956,580,617 49	0 999863	50
29-Apr-99	4 9283%	0 0001350210	9,837,892,190 14	0 999924	53
30-Apr-99	4 9834%	0 0001365303	9,651,814,092 91	0 999823	55
Average	4 8623%	0 0001332125	10,022,133,673 35		51

TexPool versus 90-Day Treasury Bill



Additional information regarding TexPool is available upon request
 www.texpool.com • 1-888-839-7665 (1-888-TEX-POOL) • (214) 953-4064 • Fax (214) 953-8777

TexPool Performance Summary


Month	Avg. Rate	Avg. Factor	Interest Posted	Avg. Balance	Avg. WAM
May 99	4 8444%	0 0001327235	\$ 38,521,659	\$ 9,363,646,260	55
Apr 99	4 8623%	0 0001332125	40,047,728	10,022,133,673	51
Mar 99	4 9004%	0 0001342566	42,643,342	10,247,257,689	50
Feb 99	4 8766%	0 0001336067	40,333,510	10,782,549,863	47
Jan 99	4 9734%	0 0001362575	37,937,802	8,990,922,950	48
Dec 98	5 0025%	0 0001370535	34,866,693	7,371,844,761	55
Nov 98	5 0836%	0 0001392760	30,192,571	7,225,917,572	54
Oct 98	5 2099%	0 0001427363	31,539,402	7,128,250,194	46
Sep 98	5 5492%	0 0001520342	30,413,173	6,669,266,443	44
Aug 98	5.5728%	0 0001526782	32,464,272	6,859,383,476	50
Jul 98	5 5757%	0 0001527601	33,387,265	7,050,371,134	50
Jun 98	5 5925%	0 0001532205	33,087,824	7,198,810,927	51
May 98	5 5495%	0 0001520421	34,071,284	7,229,392,822	51

TexPool Daily Performance Summary

For the month of May, 1999

Date	Mny Mkt Fund Equiv. [SEC Std.]	Daily Allocation Factor	TexPool Invested Balance	Market Value Per Share	W.A.M. Days
1-May-99	4 9629%	0.0001359710	9,691,518,496.08	0 999823	55
2-May-99	4 9629%	0 0001359710	9,691,518,496.08	0 999823	55
3-May-99	5 0024%	0 0001370530	9,611,172,950 74	0 999778	54
4-May-99	4 9009%	0 0001342710	9,610,983,551.84	0 999748	54
5-May-99	4 8326%	0 0001324000	9,601,812,699 31	0 999787	54
6-May-99	4.7787%	0 0001309220	9,559,479,691 27	0 999652	54
7-May-99	4 7454%	0 0001300120	9,571,563,881.42	0 999670	55
8-May-99	4 7454%	0 0001300120	9,571,563,881 42	0 999670	55
9-May-99	4 7454%	0 0001300120	9,571,563,881 42	0 999670	55
10-May-99	4 8129%	0 0001318600	9,509,432,243 80	0 999720	53
11-May-99	4 7519%	0.0001301900	9,538,871,281.35	0 999767	53
12-May-99	4 7700%	0 0001306860	9,500,981,718 53	0 999682	53
13-May-99	4.8273%	0.0001322540	9,482,125,605 19	0 999725	52
14-May-99	4.8280%	0 0001322733	9,514,460,155 13	0 999687	54
15-May-99	4 8280%	0 0001322733	9,514,460,155 13	0 999687	54
16-May-99	4 8280%	0 0001322733	9,514,460,155 13	0.999687	54
17-May-99	5 0384%	0 0001380390	9,357,124,467 22	0 999632	52
18-May-99	4.9037%	0 0001343480	9,458,033,177 46	0 999593	55
19-May-99	4 8146%	0 0001319070	9,375,355,933 62	0 999613	55
20-May-99	4 7599%	0 0001304090	9,294,613,265.25	0 999787	56
21-May-99	4.7269%	0 0001295037	9,249,260,756 00	0.999768	57
22-May-99	4 7269%	0 0001295037	9,249,260,756 00	0 999768	57
23-May-99	4 7269%	0 0001295037	9,249,260,756 00	0 999768	57
24-May-99	4 8246%	0.0001321820	9,192,403,650 22	0 999764	55
25-May-99	4 8847%	0 0001338280	9,308,583,351 35	0 999766	56
26-May-99	4 7610%	0 0001304390	9,201,996,216 24	0 999729	55
27-May-99	4 9293%	0 0001350480	9,091,925,528 51	0 999621	55
28-May-99	4 9392%	0 0001353208	8,797,311,840 59	0 999612	58
29-May-99	4 9392%	0.0001353208	8,797,311,840 59	0 999612	58
30-May-99	4 9392%	0 0001353208	8,797,311,840 59	0 999612	58
31-May-99	4 9392%	0 0001353208	8,797,311,840 59	0 999612	58
Average	4 8444%	0 0001327235	9,363,646,260 13		55

TexPool versus 90-Day Treasury Bill



Additional information regarding TexPool is available upon request

www.texpool.com • 1-888-839-7665 (1-888-TEX-POOL) • (214) 953-4064 • Fax (214) 953-8777

TexPool Performance Summary

VOL 0108 PAGE 711

Month	Avg. Rate	Avg. Factor	Interest Posted	Avg. Balance	Avg. WAM
Jun 99	4 8257%	0 0001322099	\$ 34,039,826	\$ 8,583,898,948	55
May 99	4 8444%	0 0001327235	38,521,659	9,363,646,260	55
Apr 99	4 8623%	0.0001332125	40,047,728	10,022,133,673	51
Mar 99	4 9004%	0 0001342566	42,643,342	10,247,257,689	50
Feb 99	4.8766%	0 0001336067	40,333,510	10,782,549,863	47
Jan 99	4 9734%	0 0001362575	37,937,802	8,990,922,950	48
Dec 98	5 0025%	0.0001370535	34,866,693	7,371,844,761	55
Nov 98	5 0836%	0 0001392760	30,192,571	7,225,917,572	54
Oct 98	5.2099%	0 0001427363	31,539,402	7,128,250,194	46
Sep 98	5 5492%	0.0001520342	30,413,173	6,669,266,443	44
Aug 98	5 5728%	0 0001526782	32,464,272	6,859,383,476	50
Jul 98	5.5757%	0 0001527601	33,387,265	7,050,371,134	50
Jun 98	5 5925%	0 0001532205	33,087,824	7,198,810,927	51


TexPool Daily Performance Summary

For the month of June, 1999

Date	Mny Mkt Fund Equiv. [SEC Std.]	Daily Allocation Factor	TexPool Invested Balance	Market Value Per Share	W.A.M. Days
1-Jun-99	5.0438%	0 0001381850	8,769,345,621 46	0 999441	56
2-Jun-99	4 8259%	0.0001322160	8,781,441,028 55	0 999437	56
3-Jun-99	4 8099%	0.0001317780	8,781,248,864 09	0 999524	56
4-Jun-99	4 7524%	0 0001302027	8,801,108,972.66	0 999507	56
5-Jun-99	4 7524%	0 0001302027	8,801,108,972 66	0 999507	56
6-Jun-99	4 7524%	0 0001302027	8,801,108,972 66	0 999507	56
7-Jun-99	4 8140%	0 0001318890	8,786,640,040.77	0 999511	54
8-Jun-99	4 7475%	0 0001300670	8,811,298,616 35	0 999501	54
9-Jun-99	4 7543%	0.0001302560	8,779,347,477 20	0 999445	54
10-Jun-99	4 8048%	0 0001316370	8,743,234,170 49	0 999409	54
11-Jun-99	4 8060%	0 0001316707	8,753,874,397 33	0 999360	55
12-Jun-99	4 8060%	0.0001316707	8,753,874,397 33	0 999360	55
13-Jun-99	4.8060%	0 0001316707	8,753,874,397.33	0 999360	55
14-Jun-99	4.9201%	0 0001347980	8,699,437,182 36	0 999391	53
15-Jun-99	4 9149%	0.0001346550	8,612,410,643 55	0.999444	53
16-Jun-99	4.7414%	0 0001299000	8,565,541,378.72	0 999434	53
17-Jun-99	4 7259%	0.0001294770	8,535,887,746 61	0 999562	52
18-Jun-99	4 7102%	0 0001290463	8,522,919,663 22	0 999486	53
19-Jun-99	4 7102%	0 0001290463	8,522,919,663.22	0 999486	53
20-Jun-99	4 7102%	0.0001290463	8,522,919,663 22	0 999486	53
21-Jun-99	4 7729%	0 0001307630	8,461,249,601 99	0 999443	51
22-Jun-99	4.7774%	0 0001308870	8,430,231,450 18	0 999423	57
23-Jun-99	4 7598%	0.0001304060	8,389,906,578 39	0 999390	57
24-Jun-99	4 7879%	0 0001311760	8,328,601,924 17	0 999335	57
25-Jun-99	4 8837%	0 0001337993	8,351,765,616.90	0 999355	58
26-Jun-99	4 8837%	0.0001337993	8,351,765,616 90	0 999355	58
27-Jun-99	4 8837%	0 0001337993	8,351,765,616 90	0 999355	58
28-Jun-99	5 0616%	0 0001386730	8,349,289,445 28	0 999413	55
29-Jun-99	4 9555%	0 0001357670	8,248,875,413 93	0 999369	55
30-Jun-99	5 0957%	0 0001396090	8,153,975,312 64	0 999459	55
Average	4 8257%	0 0001322099	8,583,898,948 24		55

106

TexPool versus 90-Day Treasury Bill



Additional information regarding TexPool is available upon request
 www.texpool.com • 1-888-839-7665 (1-888-TEX-POOL) • (214) 953-4064 • Fax (214) 953-8777

Vivian L. Wood
County Treasurer



October 28, 1999

The Honorable Commissioners Court
Williamson County
710 Main Street, Suite 201
Georgetown, TX 78626

Gentlemen:

The Public Funds Investment Act requires that not less than quarterly, under Section 2256.023, that an internal management report be prepared and signed by the investment officer of the government entity. This section also requires that the report reflect the following:

- A) The investment position of the entity on the date of the report.
- B) A summary statement of each pooled fund group that states the
 - 1) beginning market value for the reporting period;
 - 2) additions and changes to the market value during the period; and
 - 3) ending market value for the period
- C) State the book value and market value of each separately invested asset at the beginning and end of the reporting period by the type of asset and fund type invested
- D) State the maturity date of each separately invested asset that has a maturity date.
- E) State the account or fund or pooled group fund in the local government for which each individual investment was acquired.
- F) And, state the compliance of the investment portfolio of the local government as it relates to.
 - 1) the investment strategy and policy; and
 - 2) the relevant provisions of this chapter

This report reflects the investment position of Williamson County from July 1, through September 30, 1999.

The investment strategy for the fourth quarter of our 1999 fiscal year was that of the investment pool – TexPool, which I am authorized to invest in under Law and Policy

The average rate of return on the investments at TexPool for the fourth quarter of our 1999 fiscal year was 5.0860%

The book value and market value for the beginning and end of the reporting period for TexPool was as follows

			<u>Book Value</u>	<u>Market Value</u>
June	30,	1999	\$8,153,975,313	\$8,149,561,071.
September	30,	1999	\$8,063,228,300	\$8,059,194,954

TexPool's net asset value for June 30, 1999 was 0.999459% and for September 30, 1999 was 0.999500%

The book value and market value for the beginning and end of the reporting period for Williamson County's portfolio was as follows:

June 30, 1999

	<u>Book Value</u>	<u>Market Value</u>
(1) TexPool Balance	<u>\$69,686,900.69</u>	<u>\$69,686,900.69</u>
TOTAL	\$69,686,900.69	\$69,686,900.69


September 30, 1999

	<u>Book Value</u>	<u>Market Value</u>
(1) TexPool Balance	<u>\$69,686,900.69</u>	<u>\$69,686,900.69</u>
TOTAL	\$69,686,900.69	\$69,686,900.69

Notes

- (1) TexPool investments do not have a stated maturity, funds are available daily
Please see the attached TexPool monthly information reports for pool
information

Sincerely,



Vivian L. Wood
Williamson County Treasurer
Investment Officer

TEXPOOL INVESTMENTS 4TH QUARTER FY 99
AVERAGE INTEREST RATE 5.0860%

FUND	ACCOUNT NAME	FUND #	Jun-99 BALANCE	TOTAL DEPOSIT	TOTAL WITHDRAWAL	TOTAL INTEREST	30-Sep-99 BALANCE
1	PARK BONDS 97	0526-000	2,841,667.90	0.00	2,540,000.00	32,106.42	209,074.32
*2	COUNTY RMP FUND	0534-000	0.00	145000.00	0.00	927.47	145,927.47
3	D A DRUG ENFORCEMENT	1035-000	74,747.94	0.00	5,000.00	891.59	70,646.32
4	COUNTY BENEFITS FUND	1100-000	4,829,110.47	0.00	672,505.48	58,396.95	4,215,001.94
5	GENERAL FUND	1111-000	19,544,016.79	0.00	8,388,598.53	207,222.66	11,362,640.92
6	CAPITAL PROJECTS	1189-000	19,168.72	0.00	0.00	246.70	19,415.42
7	1996 CAPITAL PROJECTS FUND	1189-111	4,533,608.51	0.00	30,000.00	58,309.61	4,561,918.12
8	ROAD BONDS 97	1305-000	14,454,595.07	0.00	95,000.00	185,063.73	14,544,658.80
9	LIBRARY FUND	3444-000	34,907.41	0.00	0.00	449.27	35,356.68
10	ROAD AND BRIDGE GENERAL	3615-000	5,183,164.91	807,899.52	2,175,000.00	50,217.15	3,866,281.58
11	DEBT SERVICE FUND	3885-000	4,983,265.05	778,204.49	4,300,000.00	36,744.96	1,498,214.50
12	PERMANENT SCHOOL FUND	4508-000	212,087.19	0.00	0.00	2,729.61	21,481,680.00
13	CERT OBLIG 7/15/97	5126-000	4,781,109.24	500,000.00	2,500,000.00	37,060.82	2,818,170.06
14	SUPERVISION & CORRECTIONS	5783-000	668,250.10	300,000.00	0.00	8,989.40	977,239.50
15	RECORDS MGT & PRESERVATION	6000-000	210,833.92	105,000.00	6,000.00	3,366.15	313,200.07
16	CARANDA TASK FORCE	6198-000	374,177.19	0.00	0.00	4,815.74	378,992.93
17	COUNTY DISTRICT CLERK	6969-002	55,110.88	0.00	0.00	709.29	55,820.17
18	SHERIFF'S DRUG FUND	7549-000	54,110.35	0.00	10,000.00	666.93	44,777.28
**19	HIGHWAY FUNDS	7952-000	0.00	800,000.00	267,000.00	3,812.09	536,812.09
20	TOBACCO FUNDS	7989-000	2,518,656.87	0.00	0.00	32,415.65	2,551,072.52
TOTALS			65,372,588.51	3,436,104.01	20,989,104.01	725,142.19	69,686,900.69

Notes: *2 The County RMP Fund was set up 8/17/99 The funds are from fees collected for records management preservation
 **19 The Highway Fund account was set up 9/10/99 These funds are controlled by the Tax Assessor/Collector

WILLIAMSON COUNTY GENERAL FUND INTEREST
4TH QUARTER FY99 AVERAGE INTEREST RATE 5.32%

INTEREST EARNED JULY, AUGUST, SEPTEMBER 1999

\$37,485.87

TexPool Performance Summary

Month	Avg. Rate	Avg. Factor	Interest Posted	Avg. Balance	Avg. WAM
Jul 99	4 9841%	0 0001365515	\$ 34,428,472	\$ 8,133,299,543	52
Jun 99	4 8257%	0 0001322099	34,039,826	8,583,898,948	55
May 99	4 8444%	0 0001327235	38,521,659	9,363,646,260	55
Apr 99	4 8623%	0 0001332125	40,047,728	10,022,133,673	51
Mar 99	4 9004%	0 0001342566	42,643,342	10,247,257,689	50
Feb 99	4 8766%	0 0001336067	40,333,510	10,782,549,863	47
Jan 99	4 9734%	0 0001362575	37,937,802	8,990,922,950	48
Dec 98	5 0025%	0 0001370535	34,866,693	7,371,844,761	55
Nov 98	5 0836%	0 0001392760	30,192,571	7,225,917,572	54
Oct 98	5 2099%	0 0001427363	31,539,402	7,128,250,194	46
Sep 98	5 5492%	0 0001520342	30,413,173	6,669,266,443	44
Aug 98	5 5728%	0 0001526782	32,464,272	6,859,383,476	50
Jul 98	5 5757%	0 0001527601	33,387,265	7,050,371,134	50

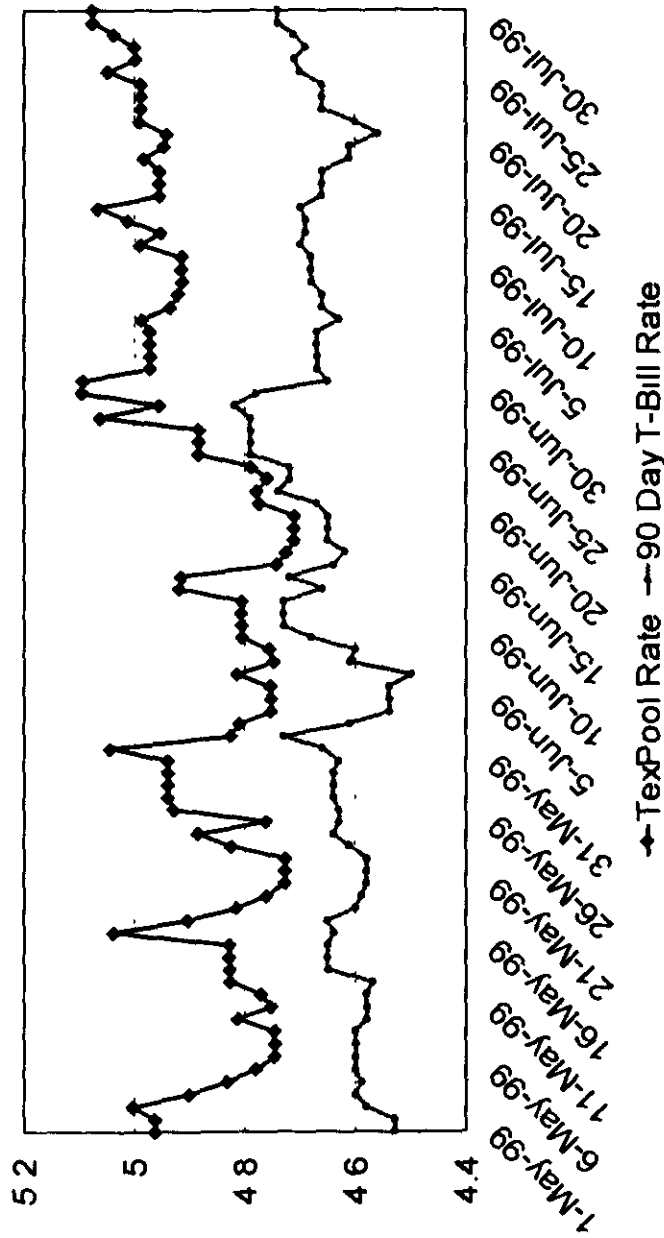
TexPool Daily Performance Summary

For the month of July, 1999

Date	Mny Mkt Fund Equiv. [SEC Std.]	Daily Allocation Factor	TexPool Invested Balance	Market Value Per Share	W.A.M. Days
1-Jul-99	5 0931%	0 0001395380	8,181,152,902 86	0 999454	55
2-Jul-99	4 9719%	0 0001362153	8,157,761,397 28	0 999468	57
3-Jul-99	4 9719%	0 0001362153	8,157,761,397 28	0 999468	57
4-Jul-99	4 9719%	0 0001362153	8,157,761,397 28	0 999468	57
5-Jul-99	4 9719%	0 0001362153	8,157,761,397 28	0 999468	57
6-Jul-99	4 9875%	0 0001366450	8,112,657,773 59	0 999488	54
7-Jul-99	4 9347%	0 0001351960	8,130,199,049 83	0 999492	54
8-Jul-99	4 9211%	0 0001348250	8,168,742,862 84	0 999545	53
9-Jul-99	4 9135%	0 0001346163	8,190,400,029 52	0 999527	54
10-Jul-99	4 9135%	0 0001346163	8,190,400,029 52	0 999527	54
11-Jul-99	4 9135%	0 0001346163	8,190,400,029 52	0 999527	54
12-Jul-99	4 9895%	0 0001366980	8,131,420,453 41	0 999549	52
13-Jul-99	4 9527%	0 0001356910	8,126,493,478 20	0 999578	52
14-Jul-99	5 0114%	0 0001372990	8,156,768,792 37	0 999544	51
15-Jul-99	5 0662%	0 0001388010	8,137,167,288 87	0 999559	52
16-Jul-99	4 9549%	0 0001357507	8,139,963,370 32	0 999593	53
17-Jul-99	4 9549%	0 0001357507	8,139,963,370 32	0 999593	53
18-Jul-99	4 9549%	0 0001357507	8,139,963,370 32	0 999593	53
19-Jul-99	4 9822%	0 0001364980	8,116,762,738 00	0 999595	50
20-Jul-99	4 9463%	0 0001355160	8,081,837,649 18	0 999661	50
21-Jul-99	4 9420%	0 0001353960	8,089,658,405 29	0 999709	50
22-Jul-99	4 9907%	0 0001367310	8,054,126,462 99	0 999626	51
23-Jul-99	4 9889%	0 0001366820	8,020,458,548 59	0 999603	52
24-Jul-99	4 9889%	0 0001366820	8,020,458,548 59	0 999603	52
25-Jul-99	4.9889%	0 0001366820	8,020,458,548 59	0 999603	52
26-Jul-99	5.0470%	0 0001382740	8,241,020,074 91	0 999576	49
27-Jul-99	4 9977%	0 0001369220	8,255,785,088 81	0 999590	48
28-Jul-99	5.0005%	0 0001369990	8,310,525,546 35	0 999592	48
29-Jul-99	5 0354%	0 0001379550	8,172,463,181 61	0 999519	48
30-Jul-99	5 0754%	0 0001390523	7,990,996,331 11	0 999487	49
31-Jul-99	5 0754%	0 0001390523	7,990,996,331 11	0 999487	49
Average	4 9841%	0 0001365515	8,133,299,543 41		52

111

TexPool versus 90-Day Treasury Bill



Additional information regarding TexPool is available upon request
 www.texpool.com • 1-888-839-7665 (1-888-TEX-POOL) • (214) 953-4064 • Fax (214) 953-8777

TexPool Performance Summary


Month	Avg. Rate	Avg. Factor	Interest Posted	Avg. Balance	Avg. WAM
Aug 99	5 0424%	0.0001381473	\$ 33,569,300	\$ 7,839,159,259	49
Jul 99	4 9841%	0 0001365515	34,428,472	8,133,299,543	52
Jun 99	4 8257%	0 0001322099	34,039,826	8,583,898,948	55
May 99	4 8444%	0 0001327235	38,521,659	9,363,646,260	55
Apr 99	4 8623%	0 0001332125	40,047,728	10,022,133,673	51
Mar 99	4 9004%	0 0001342566	42,643,342	10,247,257,689	50
Feb 99	4 8766%	0 0001336067	40,333,510	10,782,549,863	47
Jan 99	4 9734%	0 0001362575	37,937,802	8,990,922,950	48
Dec 98	5 0025%	0 0001370535	34,866,693	7,371,844,761	55
Nov 98	5 0836%	0 0001392760	30,192,571	7,225,917,572	54
Oct 98	5 2099%	0 0001427363	31,539,402	7,128,250,194	46
Sep 98	5 5492%	0 0001520342	30,413,173	6,669,266,443	44
Aug 98	5 5728%	0 0001526782	32,464,272	6,859,383,476	50

TexPool Daily Performance Summary

For the month of August, 1999

Date	Mny Mkt Fund Equiv. [SEC Std.]	Daily Allocation Factor	TexPool Invested Balance	Market Value Per Share	W.A.M. Days
1-Aug-99	5 0538%	0.0001384608	8,025,142,722 37	0 999437	49
2-Aug-99	5 0950%	0 0001395880	8,005,428,303 93	0 999472	49
3-Aug-99	5 0037%	0 0001370880	8,014,789,130 78	0 999359	50
4-Aug-99	4 9439%	0 0001354500	8,023,016,954 92	0 999423	50
5-Aug-99	4 9873%	0 0001366390	8,003,277,517 04	0 999473	50
6-Aug-99	4 9624%	0 0001359550	7,999,513,220 94	0.999330	50
7-Aug-99	4 9624%	0 0001359550	7,999,513,220 94	0 999330	50
8-Aug-99	4 9624%	0 0001359550	7,999,513,220 94	0 999330	50
9-Aug-99	5 0204%	0 0001375460	7,948,004,871 66	0 999245	49
10-Aug-99	4 9520%	0 0001356710	7,918,291,890 66	0 999235	49
11-Aug-99	4.9858%	0.0001365960	7,886,344,526.23	0 999250	49
12-Aug-99	5 0466%	0 0001382630	7,883,983,703 65	0 999253	49
13-Aug-99	4 9990%	0 0001369600	7,830,693,025 68	0 999324	48
14-Aug-99	4 9990%	0 0001369600	7,830,693,025 68	0 999324	48
15-Aug-99	4 9990%	0 0001369600	7,830,693,025 68	0 999324	48
16-Aug-99	5.1419%	0 0001408730	7,702,160,215.05	0 999283	47
17-Aug-99	4 8732%	0 0001335120	7,791,866,040 09	0 999331	46
18-Aug-99	4 9629%	0 0001359700	7,778,526,059 70	0 9994%	46
19-Aug-99	5 1094%	0 0001399830	7,701,858,924 87	0 999389	47
20-Aug-99	4 9526%	0 0001356883	7,640,423,387 12	0 999402	50
21-Aug-99	4.9526%	0.0001356883	7,640,423,387 12	0 999402	50
22-Aug-99	4 9526%	0 0001356883	7,640,423,387 12	0 999402	50
23-Aug-99	5 0444%	0 0001382020	7,550,180,069 49	0 999384	49
24-Aug-99	5 0604%	0 0001386400	7,576,978,074 71	0 999416	49
25-Aug-99	5 1278%	0 0001404870	7,906,652,558 76	0 999429	49
26-Aug-99	5.1645%	0.0001414940	7,952,632,267.98	0 999398	52
27-Aug-99	5 1659%	0 0001415313	7,876,155,395 04	0 999351	52
28-Aug-99	5 1659%	0 0001415313	7,876,155,395 04	0 999351	52
29-Aug-99	5 1659%	0 0001415313	7,876,155,395 04	0 999351	52
30-Aug-99	5 2082%	0 0001426890	7,768,971,054 36	0 999256	48
31-Aug-99	5 2929%	0 0001450120	7,535,477,044 68	0 999257	49
Average	5 0424%	0 0001381473	7,839,159,258 62		49

TexPool versus 90-Day Treasury Bill



Additional information regarding TexPool is available upon request
 www.texpool.com • 1-888-839-7665 (1-888-TEX-POOL) • (214) 953-4064 • Fax (214) 953-8777

TexPool Performance Summary


Month	Avg. Rate	Avg. Factor	Interest Posted	Avg. Balance	Avg. WAM
Sep 99	5.2313%	0.0001433242	\$ 32,203,582	\$ 7,488,694,646	54
Aug 99	5.0424%	0.0001381473	33,569,300	7,839,159,259	49
Jul 99	4.9841%	0.0001365515	34,428,472	8,133,299,543	52
Jun 99	4.8257%	0.0001322099	34,039,826	8,583,898,948	55
May 99	4.8444%	0.0001327235	38,521,659	9,363,646,260	55
Apr 99	4.8623%	0.0001332125	40,047,728	10,022,133,673	51
Mar 99	4.9004%	0.0001342566	42,643,342	10,247,257,689	50
Feb 99	4.8766%	0.0001336067	40,333,510	10,782,549,863	47
Jan 99	4.9734%	0.0001362575	37,937,802	8,990,922,950	48
Dec 98	5.0025%	0.0001370535	34,866,693	7,371,844,761	55
Nov 98	5.0836%	0.0001392760	30,192,571	7,225,917,572	54
Oct 98	5.2099%	0.0001427363	31,539,402	7,128,250,194	46
Sep 98	5.5492%	0.0001520342	30,413,173	6,669,266,443	44

TexPool Daily Performance Summary

For the month of September, 1999

Date	Mny Mkt Fund Equiv. [SEC Std.]	Daily Allocation Factor	TexPool Invested Balance	Market Value Per Share	W.A.M. Days
1-Sep-99	5.2571%	0.0001440310	7,488,666,361.34	0.999184	51
2-Sep-99	5.2160%	0.0001429050	7,516,279,563.27	0.999188	53
3-Sep-99	5.1984%	0.0001424213	7,431,299,412.24	0.999293	57
4-Sep-99	5.1984%	0.0001424213	7,431,299,412.24	0.999293	57
5-Sep-99	5.1984%	0.0001424213	7,431,299,412.24	0.999293	57
6-Sep-99	5.1984%	0.0001424213	7,431,299,412.24	0.999293	57
7-Sep-99	5.2342%	0.0001434020	7,390,006,060.91	0.999248	52
8-Sep-99	5.2302%	0.0001432940	7,398,461,623.46	0.999252	52
9-Sep-99	5.2138%	0.0001428440	7,480,319,300.15	0.999210	52
10-Sep-99	5.2211%	0.0001430430	7,462,331,574.43	0.999308	54
11-Sep-99	5.2211%	0.0001430430	7,462,331,574.43	0.999308	54
12-Sep-99	5.2211%	0.0001430430	7,462,331,574.43	0.999308	54
13-Sep-99	5.2507%	0.0001438550	7,422,230,749.18	0.999308	53
14-Sep-99	5.2620%	0.0001441630	7,425,887,812.51	0.999292	54
15-Sep-99	5.2748%	0.0001445140	7,504,872,414.58	0.999303	54
16-Sep-99	5.2208%	0.0001430350	7,467,195,862.36	0.999335	53
17-Sep-99	5.1982%	0.0001424170	7,441,031,750.74	0.999361	53
18-Sep-99	5.1982%	0.0001424170	7,441,031,750.74	0.999361	53
19-Sep-99	5.1982%	0.0001424170	7,441,031,750.74	0.999361	53
20-Sep-99	5.2170%	0.0001429300	7,365,026,890.33	0.999296	53
21-Sep-99	5.1986%	0.0001424270	7,319,372,637.34	0.999314	54
22-Sep-99	5.2191%	0.0001429900	7,295,223,018.78	0.999392	58
23-Sep-99	5.2375%	0.0001434940	7,319,339,710.42	0.999412	58
24-Sep-99	5.2310%	0.0001433157	7,221,787,180.89	0.999489	58
25-Sep-99	5.2310%	0.0001433157	7,221,787,180.89	0.999489	58
26-Sep-99	5.2310%	0.0001433157	7,221,787,180.89	0.999489	58
27-Sep-99	5.2485%	0.0001437950	7,987,782,672.35	0.999498	51
28-Sep-99	5.2773%	0.0001445830	8,036,102,476.79	0.999481	52
29-Sep-99	5.3104%	0.0001454900	8,080,194,756.34	0.999463	51
30-Sep-99	5.3276%	0.0001459610	8,063,228,300.35	0.999500	52
Average	5.2313%	0.0001433242	7,488,694,645.92		54

TexPool versus 90-Day Treasury Bill



Additional information regarding TexPool is available upon request
 www.texpool.com • 1-888-839-7665 (1-888-TEX-POOL) • (214) 953-4064 • Fax (214) 953-8777

AGENDA ITEM # 10

*

Consider authorizing advertising and setting date to accept bids for agricultural lease for both tracts of parkland in Taylor.

Commissioner Limmer requested this item be tabled, therefore no action was taken.

AGENDA ITEM # 11

Consider authorizing Dr. Klott, Jail Physician, to read the drug screen results from contracted providers and sign the L-2 form.

Moved: Commissioner Boatright

Seconded: Commissioner Hays

Motion: To approve Dr Klott, Jail Physician to read the drug screen results from contracted providers and sign the L-2 form contingent with the Onsite Services contract.

Vote: Motion carried 4 - 0

<Clerk copy here>

#11

ED RICHARDS
SHERIFF



RICHARD ELLIOTT
CHIEF DEPUTY

WILLIAMSON COUNTY SHERIFF'S DEPARTMENT

508 S ROCK STREET, GEORGETOWN, TEXAS 78626 • PHONE (512) 943-1300 • FAX 943-1444

To: Williamson County Commissioner's Court

From: Captam Randy Traylor

Date: November 30, 1999

Ref: Drug Screening/Training Requirements

It is requested that Dr Klott be permitted to read the Drug Screen results completed by the contracted providers and sign the L-2 Form, which is a form that is required to be signed by a physician and kept on file at our office. Currently the contracted provider in Austin does not have a doctor on staff to sign the L-2 Form.

Dr Klott has agreed to read the results submitted by the provider and sign the L-2 Form at no extra charge to the County

Please approve this responsibility as a service provided by Dr. Klott

Thank you for your consideration.

Mike Huleginto

117


WILLIAMSON COUNTY SHERIFF'S DEPARTMENT

Ed Richards, Sheriff

Sgt. Ron Marsh
Training Coordinator
508 South Rock Street
Georgetown, Texas 78626-5604

Telephone (512) 943-1300
Training (512) 943-1302
(Taylor) 352-7462
Fax 930-3117

MEMORANDUM

TO: Major James Harrell and Susan Hill, RN
FROM: Sgt. Ron Marsh 
DATE: November 4, 1999
RE: Training Files

As you are probably aware, TCLEOSE requires certain documents to be maintained in officer training files. One of these documents is the L-2 Declaration of Medical Condition (copy attached). Upon review, it was noted this form is missing from numerous files. There are lab results and physical exams, however these documents are not sufficient per TCLEOSE -- there must be the L-2 form in the file.

I have recently learned that the reason the L-2 was not being sent back to us is because there is not a licensed physician to sign the form at the facility where drug testing is done.

To avoid complications in having to request a change in testing sites and to get in compliance with TCLEOSE Rules, I have come up with a solution that will require your assistance and approval.

Because physical exams are now being done in our jail facility and we are furnished with actual lab results for the drug tests, I am requesting the L-2 be signed by our jail physician upon review of the lab results and physical exam. Not only would this avoid problems with our benefits department, it would simplify matters tremendously.

If you approve of this policy, please consult the jail physician to determine if he would have a problem signing this form. I would appreciate you getting back with me as soon as possible. As mentioned, there are numerous files we need to get in compliance with TCLEOSE Rule.

Thank you.

cc: Lt. Nora Maxey
✓Capt. Randy Traylor

INTEROFFICE MEMORANDUM

WILLIAMSON
COUNTY SHERIFF'S
DEPARTMENT


Office of Major James Harrell
943-1380

Date: 11-8-99
To: Sgt. Ron Marsh
From: Major James W. Harrell
Subject: Training Files

I have reviewed your memo, dated 11-4-99, concerning officer physicals and review of their drug screening. I have spoken with Dr. Klott about accepting and approving the results of these tests. We both concur with your request. However, when we went before the Commissioners Court for the approval of the jail physician position, it was understood in the document of understanding that he would only examine/treat inmates. I will require you or Lt. Maxey to have the Commissioners Court approval prior to us accepting this additional responsibility.

Should you have any additional questions and/or concerns, please contact me.

Respectfully,



James W. Harrell, Major

TEXAS COMMISSION ON LAW ENFORCEMENT OFFICER STANDARDS AND EDUCATION

6330 U. S. Highway 290 East, Suite 200
Austin, Texas 78723
Phone: (512) 460-0188

L-2 Declaration of Medical Condition

Name _____
Last First MI

Social Security No. _____

Date of Birth _____

REQUESTING AGENCY

TYPE OF APPOINTMENT (Please check one or more boxes)

- | | | | |
|---|---|--------------------------|---|
| <input type="checkbox"/> | <input type="checkbox"/> | <input type="checkbox"/> | <input type="checkbox"/> |
| (1) Peace Officer,
Reserve Law
Enforcement
Officer,
County Jailer | (2) Peace Officer,
Reserve Law
Enforcement
Officer | (3) County Jailer | (4) Armed Public
Security
Officer |

☐ New applicants complete both exams

☐ 180-day break-in- service break drug screen only

Attention Examining Professional: The above information must be completed by the requesting agency prior to the examining professional completing and signing this form.

I certify that I have completed my examination of the examinee and I have concluded that on this date, the examinee is found

Check the appropriate block(s)

PHYSICAL EXAM ☐ To be physically sound and free from any defect which may adversely affect the performance of duty appropriate to the type of license sought.

DRUG SCREEN ☐ To show no trace of drug dependency or illegal drug use after a physical examination, blood test, or other medical test.

Physician: _____
Printed Name State License Number

Mailing Address: _____
Street City State Zip

Phone Number: _____

Effective Date

Signature of Physician

AGENDA ITEM # 12

Consider approving resolution pertaining to optional partial lump sum distribution on retirement.

Commissioner Boatright requested this item be tabled for one week, therefore no action was taken.

AGENDA ITEM # 13

Discuss and take appropriate action regarding Lake Creek drainage project.

Moved: Commissioner Hays

Seconded: Commission Limmer

Motion: To approve Memorandum of Understanding with Williamson County, City of Austin and WCID (Brushy Creek Water Control and Improvement District) regarding flooding hazards in the Lake Creek and Rattan Creek watersheds.

Vote: Motion carried 4 - 0

<Clerk copy here>

MEMORANDUM OF UNDERSTANDING

The Brushy Creek Water Control and Improvement District ("WCID"), the County of Williamson ("County"), and the City of Austin ("City") agree as follows:

- A. Reducing existing flooding hazards in the Lake Creek and Rattan Creek watersheds in order to address public safety issues and limit potential property loss or damage is a concern for the parties.
- B. The top six priority flood control improvement projects for the Lake and Rattan Creek watersheds are as follows:

Priority	Problem Location	Sponsoring Jurisdiction
1	Upper Lake Creek Main Branch From Farmer to Broadmeade	Williamson County
2	Los Indios Road Crossing and Los Indios Pond Upgrade	City of Austin
3	Smith Lake Dam	Brushy Creek WCID
4	San Felipe Road Crossing and Stormwater Detention Pond upstream of San Felipe	City of Austin
5	North Branch of Lake Creek	City of Austin
6	Ganzert Lake Dam	Brushy Creek WCID

- C. A portion of the revenue collected under the City's regional stormwater management program for the Lake Creek and Rattan Creek watersheds will be transferred to the County and the WCID, according to the priority assigned above, to assist in funding the improvements.
- D. The County and WCID will be responsible for designing, obtaining any necessary permits, and constructing the flood control infrastructure improvements.
- E. The City, County, and WCID will negotiate and execute Interlocal Cooperation Agreements necessary to specify:
 - 1. the improvements to be funded,
 - 2. the amount of funds to be transferred, and
 - 3. the responsibility of each party.