

AGENDA ITEM # 5

April 28, 1998

\*

Hear report from Ken Anderson on Criminal Justice/Jail facilities and take any appropriate action.

Williamson County District Attorney Ken Anderson presented the court with an overview of the justice system as it exists and projections of what will be needed in the future.

Mr. Anderson suggested a proposal that consists of building 200 minimum security beds at a cost of \$1.2 million; add 30 maximum security juvenile detention beds at a cost of \$1.8 million and remodel the justice center to add courtroom and office space at a cost of \$1.5 million with a total cost of \$4.5 million.

No action taken on agenda item.

< Clerk copy here >

# **Maintaining Criminal Justice in Williamson County**

**by Ken Anderson  
Williamson County  
District Attorney**

# **What is our country's population?**

# **225,000**

Source: U.S. Census Bureau

# What will it be

63

## tomorrow?

Year	1%*	90-96**
2000	224,000	240,000
2005	280,000	310,000
2010	348,000	401,000
2015	430,000	516,000
2020	527,000	656,000


\* Assumes 1% migration

\*\* Assumes 1990-1996 growth rate continues

# What is our jail capacity?

64

Total	438 beds
Females	72
Males	360
Infirmary	6



# Who is in our jail?

Total males*:	371
Pretrial felons	150
Sentenced felons	88
Parole violators	30
Pretrial misdemeanors	22
Sentenced misdemeanors	59
Holding cells	19
Other counties	3

\*45 female offenders

# **Who could be in our jail?**

**Total on bond: 1,924**

- 1,752 misdemeanors
- 272 felonies

**Total on pretrial release:**

117 felonies only

# Who is on pretrial release?

Total: 117 individuals

Crimes against persons

Crimes against property

- 36 individuals

- 81 individuals

(sex offenses, robbery, assault, injury to the elderly, and injury to a child)

(felony theft, burglary, dwi, possession and delivery of drugs, engaging in organized criminal activity, and arson)

**What counties are now  
what we will become?**

68

Collin	373,095
Denton	350,905
Fort Bend	302,017
Montgomery	241,855

# What is the jail capacity of those counties?


Collin	632
Denton	823
Fort Bend	773
Montgomery	674

Average number of beds per 10,000 people:


23

# How much jail capacity will we need in the future?

70



**How many courts do we  
have now?**



**3 district courts  
2 county courts-at-law**

# How many courts do other comparable counties have?

Collin	9 (5/4)
Denton	9 (5/4)
Fort Bend	8 (5/3)
Montgomery	8 (5/3)
Average	1 court / 37,000 people

**How many courts will  
we need in the future?**

73

350,000 = 9 courts

500,000 = 13 courts

# **What is our current juvenile detention capacity?**

## **• 10 beds**

- average daily population = 16

# **What are our future juvenile detention bed needs?**

75

350,000 = 48 beds

500,000 = 72 beds

# **What areas can we work on now?**

- minimum security barracks for:
  - females
  - misdemeanors
  - weekenders
  - work release
- work release program (from barracks)
- additional juvenile detention beds
- allow juvenile probation to prepare study for detention and capacity
- plan for 350,000 (make all plans expandable to 500,000)

## A Proposal

- Build 200 minimum security beds.  
Cost: \$1.2 million.
- Add 30 maximum security juvenile detention beds. Cost: \$1.8 million.
- Remodel justice center to add courtroom and office space. Plan expansion. Cost: \$1.5 million.
- Total cost: **\$4.5 million**

# **Maintaining Criminal Justice in Williamson County**



**by Ken Anderson  
Williamson County  
District Attorney**

A Report to the Williamson County Commissioners  
April 28, 1998

# TABLE OF CONTENTS

## Part I: Report

Background.....	1
Jail Capacity.....	2
Courts.....	5
Juvenile Detention Capacity.....	6
Options.....	8

## Part II: Supporting Documents

Population Projections.....	9
Courts By County.....	31
Average Daily Jail Population.....	32
Statewide Jail Population Report.....	46
Juvenile Figures and Projections.....	86

## I. Background

Williamson County is a fast growing suburban-rural county with numerous natural attractions that make continued growth highly likely. From 1980 to 1990, the county added 63,000 residents, growing from 76,000 in 1980 to 139,000 in 1990.

During the 1980's, the county moved to keep up with this growth by expanding its criminal justice facilities. The following facilities and courts were created:

1981	District Court 277 <sup>th</sup>
1985	County Court at Law
1986	Juvenile Detention Center (10 beds)
1989	District Court 368 <sup>th</sup>
1990	New jail (336 beds)
1991	New courts building (6 courtrooms)

During the 90's, Williamson County's population growth has continued at an explosive rate. At various times, the county has been the fastest growing county in Texas and the second fastest growing county in the nation. Our current population of 225,000 (April, 1998) shows an additional 86,000 residents since the last census.

During the 90's, one additional court (County Court at Law No. 2) was created. A plan was devised to add three large physical additions for juvenile detention capacity, jail beds and 4 new courtrooms with office space for prosecutors and probation. A bond issue which included \$21.5 million for these three criminal justice facilities were lumped into one item with \$4.5 million for a Taylor annex building. This combined \$26 million bond issue was defeated in 1996 with 53% of the voters casting votes against it.

After the failure of the bond issue, the parking area underneath the jail was enclosed and dormitory style beds were built. This created 96 additional jail

beds. Also, a contract was entered into allowing the county to rent up to 200 beds from a private facility in Taylor.

This report will project the future criminal justice needs for the county, and suggest a focused approach to meeting those needs. Each of the following will be addressed:

1. Jail capacity – what we currently have and our future needs
2. Court capacity – our current system and future needs
3. Juvenile detention capacity – our current capacity and future needs
4. Focused options for determining how to proceed.

## II. Jail Capacity

### A. Factors

The Williamson County jail holds prisoners ranging from capital murder to Class C misdemeanors. There are a wide variety of reasons why these inmates are being held. The major reasons are:

1. Pretrial detainees who are unable to post bond and are ineligible for pretrial release;
2. Sentenced felons who are waiting transfer to state facilities;
3. Sentenced misdemeanors who are serving their sentence in a county facility;
4. Parole violators;
5. Holding cell inmates waiting magistration;
6. Other inmates being held for a variety of reasons. These are primarily short term inmates who were arrested in Williamson County on another county's charges.

The population of the jail fluctuates widely between weekdays and weekends. The weekends are more crowded because more arrests are made then and courts frequently sentence employed defendants to weekend jail time.

This past Friday morning (April 17), which would indicate the weekday population, we had 416 inmates confined in our jail. This number will increase by 50 or more on weekends.

The inmate population is largely beyond the system's control. It is affected by individual criminals deciding to commit crime, law enforcement's success in catching them, parole board policies, the ability of the state facilities to absorb new inmates and sentencing practices of judges and juries.

The one main control mechanism available to regulate the jail population is our release policy. Inmates can be released by surety bond, cash bond or pre-trial release.

Cash and surety bond amounts are set by magistrates and the local judges. The factors used to set the bond amounts are set out in state law and relate to the likelihood that the defendant will appear for trial and the protection of the community and the victim.

The pre-trial release program was implemented in 1990 to keep the jail population under control. All felons booked into the jail are screened to determine eligibility. Inmates who are unable to make bond and who meet the program's criteria can be released under regular release, intensive supervision release or electronic monitoring.

#### *B. Current situation*

The jail currently has a total maximum capacity of 436 beds. Additional contract beds can be rented from a private facility in Taylor.

Our weekday population last Friday was 416 inmates. That number increased over the weekend and returned to 417 by Monday. The weekend influx was largely weekend prisoners and newly arrested individuals who are held in the holding cells for short periods of time until they bond out.

Our weekday population, on April 17<sup>th</sup>, broke down as follows:

Capacity		Actual Usage	
Male	360	Male	321
Female	72	Female	45
Infirmery	6		
<b>Total Capacity</b>	<b>436</b>	<b>Total Usage</b>	<b>366</b>

Additionally, 50 males were being held at the Taylor facility.

The unused weekday capacity at our jail was a total of 70 beds. Of these beds 27 were female beds available only for female prisoners and 24 were in a large cell reserved for weekend prisoners.

The 371 male offenders being held broke down as follows:

Pre-trial felons	150
Sentenced felons	88
Parole violators	30
Pre-trial misdemeanors	22
Sentenced misdemeanors	59
Holding cells	19
Other counties	3

The largest group held in the jail are pre-trial inmates. These total 172 of our beds. To put this number in perspective, there are 2024 individuals currently out of custody on surety bond.

The only proven method for reducing the number of pre-trial detainees is to increase pre-trial release. Williamson County has had its pre-trial release operation in effect since we opened the current jail.

Pre-trial release currently supervises 117 accused felons who would otherwise be in jail. Their standards for releasing an inmate are based upon an assessment of what is an acceptable risk. Under their current standards which the 117 meet, 81 of the accused involve property offenses and 36 involve crimes against persons. To expand the number of people released through pre-trial would increase the risk to public safety.

C. Projections

To project the future jail needs, four counties, Collin, Denton, Montgomery and Fort Bend were examined. Each of these counties is a fast growing suburban-rural county located adjacent to a large city. Their crime rates, demographics and judicial philosophies are similar to Williamson County. Each of them is larger than our current size. An assumption is made that they are now what we will become.

The figures below show these four counties' population, jail capacity and average number of jail beds per 10,000 people.

<u>County</u>	<u>Population</u>	<u>Jail Capacity</u>
Collin	373,095	632
Denton	350,905	823
Fort Bend	302,017	773
Montgomery	241,855	674
Average beds per 10,000 population		23

The average for all four counties was 23 beds per 10,000 residents. Using that figure, we can project our county's future jail capacity needs as follows:

<u>Population</u>	<u>Jail Capacity</u>
350,000	805 beds
500,000	1150 beds

III. Courts

A. Current situation

Williamson County currently has five trial level courts: three district courts and two county courts at law. In addition, a retired district judge currently sits on a regular basis and effectively operated as at least a portion of a fourth district

court. Also, a state paid special master hears child support cases on a regular basis. The special master and retired judge maintain offices in the justice center.

Williamson County has 6 courtrooms available to its 5 judges, master and retired district judge. During peak usage times, either the grand jury room or a regular jury room is used as a seventh courtroom.

#### *B. Projection*

Again, we can project our needs by looking at the same four similar counties. The following indicates the number of courts in each county and the ratio of population to each court.

Collin	9 (5/4)	1:41,000
Denton	9 (5/4)	1:39,000
Fort Bend	8 (5/3)	1:38,000
Montgomery	8 (5/3)	1:30,000
Average		1:37,000

Projecting the average of 1 court for 37,000 residents, Williamson County needs would be as follows:

350,000	9 courts
500,000	13 courts

Looking further into the future, there does not seem to be any immediate break from the ratio of 1:37,000. Travis County with 680,000 residents has 19 courts for a ratio of 1:36,000. They are also in the process of trying to create some additional courts.

#### **IV. Juvenile Detention Capacity**

Juvenile detention capacity is limited to 10 beds in the William S. Lott facility. This facility was opened in 1986 and has not been expanded. Makeshift provisions have been made to allow an average daily population of 16 juveniles.

Because of the lack of detention capacity, the percentage of juveniles detained has fallen from 63% to 23%. This percentage is too low and results in inadequate protection for the public.

Juvenile detention capacity projections are more complicated than then adult projections for two reasons. First, juvenile population (10-16 year olds) must be used to gauge need rather than overall population. Since Williamson is a very young county, we have a significantly larger percentage of juveniles than other large counties. For example, Travis County has 3 times our overall population but barely 1-1/2 times (57,000 to 36,000) our juvenile population. Second, the other suburban counties have largely ignored their juvenile detention needs. For example, Denton County with a juvenile population roughly the same as Williamson County has an average daily detained population of 20 and Collin County's daily detained population is 15. This month, however, Denton County opened a new facility and increased their capacity to 73 beds. Collin County is constructing a new facility with 100 beds. It is due to open in October.

The juvenile probation department has done extensive research into the juvenile population projections and their capacity needs. Although, their estimates of needs seem very conservative, for the same time periods as the adult system, juvenile detention capacity would be:

350,000	48 beds
500,000	72 beds

The juvenile probation department also wants the Academy to expand with our population. However, the Academy can be expanded, both beds and program, for very modest sums compared to the cost of a detention bed (\$60,000).

## V. Options

My recommendation is that we proceed to consider some very focused options. We should do this in the same way we prepare the budget. The affected department heads should prepare a request with the underlying data and it should be publicly discussed with the commissioners court. Financing, design and implementation questions can be worked out and implemented.

The five focused options that need immediate work are:

1. The design and construction of a minimum security barracks style facility. The facility should be for females, misdemeanors, weekenders and for work release.
2. Design a work release program to be operated out of the new minimum security facility.
3. Begin design and construction of additional detention beds.
4. Allow juvenile probation department to prepare a specific study of its future detention beds and academy needs.
5. Begin process of design, financing and construction of county's needs for a population of 350,000 with an eye towards expansion for a county of 500,000.

# Williamson County

---

WOL 0097 PAGE 518

## Projections of the Population of Texas and Counties in Texas by Age, Sex and Race/Ethnicity for 1990-2030

produced by:

**Population Estimates and Projections Program  
Texas State Data Center  
Texas Agricultural Experiment Station  
Texas A&M University System**

and

**The Center for Demographic and  
Socioeconomic Research and Education  
Department of Rural Sociology  
Texas Agricultural Experiment Station  
Texas A&M University System**

February 1996

---

### Introduction

The Texas State Population Estimates and Projections Program's projections of the population of Texas and of each county in Texas were prepared by personnel from the Department of Rural Sociology in the Texas Agricultural Experiment Station in the Texas A&M University System. These projections, like all projections, involve the use of certain assumptions about future events that may or may not occur. Users of these projections should be aware that although the projections have been prepared with the use of complex and detailed state-of-the-art methodologies and with extensive attempts being made to account for existing demographic patterns, they may not accurately project the future population of the State or of particular counties in the State. These projections should be used only with full awareness of the inherent limitations of population projections in general and with particular and detailed knowledge of the procedures and assumptions delineated below which characterize the projections presented in this report.

The Texas State Population Estimates and Projections Program's projections are of the population of the State and of all counties in the State for each year from 1990 through 2030. They are thus similar in form to those released by the program in 1989, 1992 and 1994 (Texas Population Estimates and Projections Program, 1989, 1992, 1994) but have been substantially revised using post-1990 data and other enhanced data bases. They are by single years of age for ages 0 through 75 years of age and older for males and females in each of four racial/ethnic groups--Anglos, Blacks, Hispanics, and persons from Other racial/ethnic groups (the terms Hispanic and Spanish origin are used interchangeably throughout this report). These four groups have been configured so that the total population is the sum of Anglos, Blacks, Hispanics, and persons of Other racial/ethnic groups.

This summary provides a relatively detailed description of the projection methodology and then discusses the bases for, and the assumptions used in, creating the alternative projection scenarios. It concludes with a description of the products available from the projection process.

88

## Projection Methodology

The projections were completed using a cohort-component projection technique. As the name implies, the basic characteristics of this technique are the use of separate cohorts--persons with one or more common characteristic--and the separate projection of each of the major components of population change--fertility, mortality and migration--for each of the cohorts. These projections of components for each cohort are then combined in the familiar demographic bookkeeping equation as follows:

$$P_{t_2} = P_{t_1} + B_{t_1 - t_2} - D_{t_1 - t_2} + M_{t_1 - t_2}$$

Where:

$P_{t_2}$  = the population projected at some future date  $t_1 - t_2$  years hence

$P_{t_1}$  = the population at the base year  $t_1$

$B_{t_1 - t_2}$  = the number of births that occur during the interval  $t_1 - t_2$

$D_{t_1 - t_2}$  = the number of deaths that occur during the interval  $t_1 - t_2$

$M_{t_1 - t_2}$  = the amount of net migration that takes place during the interval  $t_1 - t_2$

When several cohorts are used,  $P_{t_2}$  may be seen as:  $P_{t_2} = \sum(P_{c_i, t_2})$ ,  $i=1$  to  $n$

Where:

$P_{t_2}$  is as in the equation above

$P_{c_i, t_2}$  = population of a given cohort at time  $t_2$  and

$$P_{c_i, t_2} = P_{c_i, t_1} + B_{c_i, t_1 - t_2} - D_{c_i, t_1 - t_2} + M_{c_i, t_1 - t_2}$$

Where:

all terms are as noted above but are specific to given cohorts  $c_i$

In this, as in any other use of the cohort-component technique at least four major steps must be completed:

1. The selection of a baseline set of cohorts for the projection area or areas of interest for the baseline time period (usually the last census and for other dates for which detailed base data are available)
2. The determination of appropriate baseline migration, mortality, and fertility measures for each cohort for the baseline time period
3. The determination of a method for projecting trends in fertility, mortality and migration rates over the projection period
4. The selection of a computational procedure for applying the rates to the baseline cohorts to project the population for the projection period

Each of these steps as performed for the Texas State Population Estimates and Projections Program's projections are briefly discussed in the pages which follow.



**RECORDERS MEMORANDUM**

All or parts of the text on this page was not clearly legible for satisfactory recordation.

[illegible]

RECORDERS MEMORANDUM  
All or parts of the text on this page was not  
clearly legible for satisfactory recordation.

VOL 0097 PAGE 522

FINAL PROJECTIONS OF THE POPULATION BY AGE, SEX, AND RACE/ETHNICITY  
APRIL 1998  
WILLIAMSON COUNTY

AGE	TOTAL	MALE	FEMALE	TOTAL	ANGLO	MALE	FEMALE	TOTAL	BLACK	MALE	FEMALE	TOTAL	OTHER	MALE	FEMALE	TOTAL	...	MALE	FEMALE
ALT	162,893	79,951	82,942	124,386	60,831	63,455	7,938	3,818	4,120	2,751	1,327	1,424	27,918	13,975	13,943				
0	2,085	1,032	1,053	1,337	712	685	130	65	63	31	16	16	506	254	254				
1	2,053	1,045	1,008	1,332	710	684	128	65	63	31	16	16	498	253	253				
2	2,047	1,041	1,006	1,330	708	682	128	65	63	31	16	16	495	252	252				
3	2,045	1,041	1,004	1,328	704	680	124	64	61	31	16	16	491	250	250				
4	2,033	1,035	994	1,319	702	677	125	64	61	31	16	16	485	247	247				
5	2,026	1,032	989	1,317	699	675	125	64	61	31	16	16	481	245	245				
6	2,015	1,026	985	1,312	698	674	125	63	60	31	16	16	479	244	244				
7	2,007	1,023	985	1,312	698	674	123	63	60	31	17	17	475	242	242				
8	2,009	1,023	986	1,310	701	675	124	63	61	31	17	17	474	242	242				
9	2,019	1,028	991	1,330	707	683	124	63	61	31	17	17	474	242	242				
10	2,040	1,038	1,002	1,426	716	693	124	63	61	31	18	18	476	243	243				
11	2,062	1,049	1,013	1,460	732	718	125	64	62	31	19	19	480	245	245				
12	2,100	1,069	1,031	1,499	742	727	128	65	63	31	20	20	484	247	247				
13	2,148	1,093	1,055	1,548	752	737	127	65	63	31	20	20	491	251	251				
14	2,148	1,123	1,082	1,582	761	740	127	66	63	31	21	21	489	249	249				
15	2,205	1,123	1,082	1,627	802	780	127	66	63	31	21	21	489	249	249				
16	2,240	1,137	1,103	1,677	824	803	127	66	63	31	21	21	489	249	249				
17	2,284	1,157	1,121	1,798	858	840	126	67	64	31	21	21	489	249	249				
18	2,476	1,265	1,211	1,798	858	840	127	67	64	31	21	21	489	249	249				
19	2,389	1,215	1,174	1,698	833	833	127	67	64	31	21	21	489	249	249				
20	2,374	1,170	1,204	1,671	813	840	131	67	64	31	21	21	489	249	249				
21	2,344	1,162	1,182	1,571	788	805	129	66	63	31	21	21	489	249	249				
22	2,251	1,166	1,085	1,585	805	780	126	66	63	31	21	21	489	249	249				
23	2,324	1,130	1,094	1,531	824	809	139	66	63	31	21	21	489	249	249				
24	2,420	1,210	1,210	1,744	872	872	139	66	63	31	21	21	489	249	249				
25	2,347	1,157	1,180	1,746	895	871	139	66	63	31	21	21	489	249	249				
26	2,361	1,202	1,159	1,746	895	871	138	65	64	31	21	21	489	249	249				
27	2,486	1,278	1,208	1,746	895	871	138	65	64	31	21	21	489	249	249				
28	2,351	1,131	1,120	1,684	853	849	118	60	54	31	21	21	489	249	249				
29	2,414	1,228	1,186	1,684	853	849	114	60	54	31	21	21	489	249	249				
30	2,407	1,131	1,163	1,836	919	895	111	59	54	31	21	21	489	249	249				
31	2,218	1,131	1,087	1,710	862	848	104	55	54	31	21	21	489	249	249				
32	2,178	1,105	1,131	1,652	828	824	109	55	54	31	21	21	489	249	249				
33	2,063	1,081	1,065	1,584	764	814	106	48	48	31	21	21	489	249	249				
34	2,091	1,072	1,072	1,607	797	745	104	48	48	31	21	21	489	249	249				
35	2,123	1,072	1,051	1,514	758	745	110	49	49	31	21	21	489	249	249				
36	2,041	1,019	1,044	1,560	758	745	111	49	49	31	21	21	489	249	249				
37	1,982	993	1,044	1,520	724	721	106	48	48	31	21	21	489	249	249				
38	1,809	901	985	1,397	651	646	106	48	48	31	21	21	489	249	249				
39	1,786	851	932	1,445	624	646	96	48	48	31	21	21	489	249	249				
40	1,909	932	977	1,445	724	721	96	48	48	31	21	21	489	249	249				
41	1,824	891	933	1,382	683	699	82	38	38	31	21	21	489	249	249				
42	1,778	862	916	1,325	650	675	87	36	36	31	21	21	489	249	249				
43	1,778	834	941	1,321	657	700	91	36	36	31	21	21	489	249	249				
44	1,778	834	941	1,321	657	700	91	36	36	31	21	21	489	249	249				
45	1,778	834	941	1,321	657	700	91	36	36	31	21	21	489	249	249				
46	1,778	834	941	1,321	657	700	91	36	36	31	21	21	489	249	249				
47	1,778	834	941	1,321	657	700	91	36	36	31	21	21	489	249	249				
48	1,778	834	941	1,321	657	700	91	36	36	31	21	21	489	249	249				
49	1,778	834	941	1,321	657	700	91	36	36	31	21	21	489	249	249				
50	1,778	834	941	1,321	657	700	91	36	36	31	21	21	489	249	249				
51	1,778	834	941	1,321	657	700	91	36	36	31	21	21	489	249	249				
52	1,778	834	941	1,321	657	700	91	36	36	31	21	21	489	249	249				
53	1,778	834	941	1,321	657	700	91	36	36	31	21	21	489	249	249				
54	1,778	834	941	1,321	657	700	91	36	36	31	21	21	489	249	249				
55	1,778	834	941	1,321	657	700	91	36	36	31	21	21	489	249	249				
56	1,778	834	941	1,321	657	700	91	36	36	31	21	21	489	249	249				
57	1,778	834	941	1,321	657	700	91	36	36	31	21	21	489	249	249				
58	1,778	834	941	1,321	657	700	91	36	36	31	21	21	489	249	249				
59	1,778	834	941	1,321	657	700	91	36	36	31	21	21	489	249	249				
60	1,778	834	941	1,321	657	700	91	36	36	31	21	21	489	249	249				
61	1,778	834	941	1,321	657	700	91	36	36	31	21	21	489	249	249				
62	1,778	834	941	1,321	657	700	91	36	36	31	21	21	489	249	249				
63	1,778	834	941	1,321	657	700	91	36	36	31	21	21	489	249	249				
64	1,778	834	941	1,321	657	700	91	36	36	31	21	21	489	249	249				
65	1,778	834	941	1,321	657	700	91	36	36	31	21	21	489	249	249				
66	1,778	834	941	1,321	657	700	91	36	36	31	21	21	489	249	249				
67	1,778	834	941	1,321	657	700	91	36	36	31	21	21	489	249	249				
68	1,778	834	941	1,321	657	700	91	36	36										

51 RURAL SOCIOLOGY  
RECORDERS MEMORANDUM  
All or parts of the text on this page was not  
clearly legible for satisfactory recordation.

PLAIN PROJECTIONS OF THE POPULATION BY AGE, SEX, AND RACE/ETHNICITY  
 ASSUMING 0.00 MIGRATION PER YEAR FOR  
 WILKINSON COUNTY

[illegible]

14

RECORDERS MEMORANDUM  
All or parts of the text on this page was not  
clearly legible for satisfactory recordation.

VOL 0097 PAGE 524

FINAL PROJECTIONS OF THE POPULATION BY AGE, SEX, AND RACE/ETHNICITY  
ESTIMATES AND PROJECTIONS FOR 2020-2040

[illegible]



All or parts of the text on this page was not  
clearly legible for satisfactory recordation.

VOL 0097 PAGE 526

FINAL PROJECTIONS OF THE POPULATION BY AGE, SEX, AND RACE/ETHNICITY  
ADDITIONAL MIGRATION FOR 2005 FOR  
SILVER HILL COUNTY

AGE	TOTAL		ANGLO		BLACK		OTHER		HISPANIC	
	MALE	FEMALE	MALE	FEMALE	MALE	FEMALE	MALE	FEMALE	MALE	FEMALE
0	211,395	102,951	108,444	162,433	78,574	83,850	9,306	4,542	4,764	3,736
1	2,845	1,450	1,395	1,897	967	930	173	88	85	50
2	2,761	1,406	1,355	1,845	939	896	165	85	80	49
3	2,702	1,376	1,326	1,810	921	879	160	82	78	48
4	2,654	1,353	1,301	1,780	907	863	158	81	77	49
5	2,627	1,339	1,289	1,768	901	867	156	80	76	49
6	2,669	1,358	1,311	1,781	909	872	154	78	76	52
7	2,746	1,401	1,345	1,878	927	892	157	80	77	53
8	2,839	1,456	1,394	1,957	959	919	168	83	80	55
9	2,952	1,496	1,454	2,081	998	959	183	86	83	58
10	3,079	1,567	1,512	2,237	1,042	1,009	193	89	86	60
11	3,167	1,567	1,512	2,237	1,042	1,009	193	89	86	60
12	3,263	1,617	1,550	2,316	1,097	1,063	207	92	88	61
13	3,371	1,665	1,598	2,434	1,142	1,108	219	95	92	62
14	3,477	1,717	1,654	2,543	1,180	1,146	231	98	95	63
15	3,577	1,760	1,697	2,654	1,220	1,186	243	100	97	64
16	3,614	1,835	1,779	2,742	1,261	1,227	255	105	102	66
17	3,715	1,925	1,790	2,822	1,303	1,269	267	112	109	68
18	3,780	1,951	1,829	2,878	1,349	1,315	279	113	110	68
19	3,683	1,874	1,809	2,788	1,303	1,269	267	108	105	66
20	3,551	1,801	1,750	2,654	1,241	1,207	255	101	97	66
21	3,424	1,723	1,701	2,530	1,189	1,155	243	97	94	61
22	3,414	1,741	1,673	2,537	1,189	1,155	243	97	94	61
23	3,243	1,629	1,554	2,337	1,118	1,084	229	92	89	57
24	3,233	1,644	1,569	2,337	1,118	1,084	229	92	89	57
25	3,014	1,508	1,431	2,127	1,037	1,003	215	86	83	53
26	2,956	1,457	1,380	2,071	1,002	967	207	82	79	50
27	2,826	1,368	1,303	2,008	972	938	195	78	75	47
28	2,811	1,402	1,333	2,071	972	938	195	78	75	47
29	2,809	1,376	1,316	2,008	947	913	187	75	72	44
30	2,723	1,307	1,248	1,897	913	879	179	72	69	41
31	2,450	1,179	1,116	1,772	861	827	167	68	65	39
32	2,450	1,179	1,116	1,772	861	827	167	68	65	39
33	2,450	1,179	1,116	1,772	861	827	167	68	65	39
34	2,450	1,179	1,116	1,772	861	827	167	68	65	39
35	2,450	1,179	1,116	1,772	861	827	167	68	65	39
36	2,450	1,179	1,116	1,772	861	827	167	68	65	39
37	2,450	1,179	1,116	1,772	861	827	167	68	65	39
38	2,450	1,179	1,116	1,772	861	827	167	68	65	39
39	2,450	1,179	1,116	1,772	861	827	167	68	65	39
40	2,450	1,179	1,116	1,772	861	827	167	68	65	39
41	2,450	1,179	1,116	1,772	861	827	167	68	65	39
42	2,450	1,179	1,116	1,772	861	827	167	68	65	39
43	2,450	1,179	1,116	1,772	861	827	167	68	65	39
44	2,450	1,179	1,116	1,772	861	827	167	68	65	39
45	2,450	1,179	1,116	1,772	861	827	167	68	65	39
46	2,450	1,179	1,116	1,772	861	827	167	68	65	39
47	2,450	1,179	1,116	1,772	861	827	167	68	65	39
48	2,450	1,179	1,116	1,772	861	827	167	68	65	39
49	2,450	1,179	1,116	1,772	861	827	167	68	65	39
50	2,450	1,179	1,116	1,772	861	827	167	68	65	39
51	2,450	1,179	1,116	1,772	861	827	167	68	65	39
52	2,450	1,179	1,116	1,772	861	827	167	68	65	39
53	2,450	1,179	1,116	1,772	861	827	167	68	65	39
54	2,450	1,179	1,116	1,772	861	827	167	68	65	39
55	2,450	1,179	1,116	1,772	861	827	167	68	65	39
56	2,450	1,179	1,116	1,772	861	827	167	68	65	39
57	2,450	1,179	1,116	1,772	861	827	167	68	65	39
58	2,450	1,179	1,116	1,772	861	827	167	68	65	39
59	2,450	1,179	1,116	1,772	861	827	167	68	65	39
60	2,450	1,179	1,116	1,772	861	827	167	68	65	39
61	2,450	1,179	1,116	1,772	861	827	167	68	65	39
62	2,450	1,179	1,116	1,772	861	827	167	68	65	39
63	2,450	1,179	1,116	1,772	861	827	167	68	65	39
64	2,450	1,179	1,116	1,772	861	827	167	68	65	39
65	2,450	1,179	1,116	1,772	861	827	167	68	65	39
66	2,450	1,179	1,116	1,772	861	827	167	68	65	39
67	2,450	1,179	1,116	1,772	861	827	167	68	65	39
68	2,450	1,179	1,116	1,772	861	827	167	68	65	39
69	2,450	1,179	1,116	1,772	861	827	167	68	65	39
70	2,450	1,179	1,116	1,772	861	827	167	68	65	39
71	2,450	1,179	1,116	1,772	861	827	167	68	65	39
72	2,450	1,179	1,116	1,772	861	827	167	68	65	39
73	2,450	1,179	1,116	1,772	861	827	167	68	65	39
74	2,450	1,179	1,116	1,772	861	827	167	68	65	39
75	2,450	1,179	1,116	1,772	861	827	167	68	65	39

RECORDERS MEMORANDUM

All or parts of the text on this page was not  
clearly legible for satisfactory recordation.

FINAL PROJECTIONS OF THE POPULATION BY AGE, SEX, AND RACE/ETHNICITY BASED ON THE 2010 CENSUS WILLIAMSON COUNTY													
AGE	TOTAL	MALE	FEMALE	TOTAL	MALE	FEMALE	TOTAL	BLACK	WHITE	TOTAL	OTHER	MALE	FEMALE
0	240,054	116,550	123,504	181,951	87,626	94,325	10,491	5,119	5,372	4,474	2,135	2,339	43,138
1	236,267	113,863	122,404	178,163	85,917	92,246	10,197	5,000	5,197	4,360	2,085	2,275	41,847
2	232,480	111,174	121,306	174,375	84,228	90,147	9,894	4,889	5,005	4,145	2,030	2,199	40,552
3	228,693	108,485	120,208	170,586	82,539	88,047	9,591	4,778	4,813	4,030	1,975	2,144	39,257
4	224,906	105,796	119,110	166,797	80,850	85,947	9,288	4,667	4,627	3,915	1,920	2,089	37,962
5	221,119	103,107	118,012	163,008	79,161	83,847	8,985	4,554	4,431	3,799	1,865	2,034	36,667
6	217,332	100,418	116,914	159,219	77,472	81,747	8,682	4,441	4,241	3,684	1,810	1,979	35,372
7	213,545	97,729	115,816	155,430	75,783	79,646	8,379	4,328	4,051	3,569	1,755	1,924	34,077
8	209,758	95,040	114,718	151,641	74,094	77,547	8,076	4,215	3,861	3,454	1,700	1,869	32,782
9	205,971	92,351	113,620	147,852	72,405	75,448	7,773	4,102	3,674	3,339	1,645	1,814	31,487
10	202,184	89,662	112,522	144,063	70,716	73,349	7,470	3,989	3,487	3,224	1,590	1,759	30,192
11	198,397	86,973	111,424	140,274	69,027	71,250	7,167	3,876	3,296	3,109	1,535	1,704	28,897
12	194,610	84,284	110,326	136,485	67,338	69,151	6,864	3,763	3,107	3,000	1,480	1,649	27,602
13	190,823	81,595	109,228	132,696	65,649	67,052	6,561	3,650	2,918	2,895	1,425	1,594	26,307
14	187,036	78,906	108,130	128,907	63,960	64,953	6,258	3,537	2,729	2,790	1,370	1,539	25,012
15	183,249	76,217	107,032	125,118	62,271	62,854	5,955	3,424	2,540	2,601	1,315	1,484	23,717
16	179,462	73,528	105,934	121,329	60,582	60,755	5,652	3,311	2,351	2,412	1,260	1,429	22,422
17	175,675	70,839	104,836	117,540	58,893	58,647	5,349	3,198	2,162	2,223	1,205	1,374	21,127
18	171,888	68,150	103,738	113,751	57,204	56,548	5,046	3,085	1,973	2,034	1,150	1,319	19,832
19	168,101	65,461	102,640	109,962	55,515	54,451	4,743	2,972	1,784	1,845	1,095	1,264	18,537
20	164,314	62,772	101,542	106,173	53,826	52,350	4,440	2,859	1,595	1,656	1,040	1,209	17,242
21	160,527	60,083	100,444	102,384	52,137	50,251	4,137	2,746	1,406	1,467	985	1,154	15,947
22	156,740	57,394	99,346	98,595	50,448	48,152	3,834	2,633	1,217	1,278	930	1,099	14,652
23	152,953	54,705	98,248	94,806	48,759	46,053	3,531	2,520	1,028	1,089	875	1,044	13,357
24	149,166	52,016	97,150	91,017	47,070	43,954	3,228	2,407	839	900	820	989	12,062
25	145,379	49,327	96,052	87,228	45,381	41,855	2,925	2,294	650	711	765	934	10,767
26	141,592	46,638	94,954	83,439	43,692	39,756	2,622	2,181	461	522	576	879	9,472
27	137,805	43,949	93,856	79,650	42,003	37,657	2,319	2,068	272	383	330	824	8,177
28	134,018	41,260	92,758	75,861	40,314	35,558	2,016	1,955	83	294	235	769	6,882
29	130,231	38,571	91,660	72,072	38,625	33,459	1,713	1,842	14	205	146	714	5,587
30	126,444	35,882	90,562	68,283	36,936	31,360	1,410	1,729	1	116	66	659	4,292
31	122,657	33,193	89,464	64,494	35,247	29,261	1,107	1,616	1	27	1	604	3,000
32	118,870	30,504	88,366	60,705	33,558	27,162	804	1,503	1	1	1	549	1,705
33	115,083	27,815	87,268	56,916	31,869	25,063	491	1,390	1	1	1	494	1,410
34	111,296	25,126	86,170	53,127	30,180	22,964	188	1,277	1	1	1	439	1,115
35	107,509	22,437	85,072	49,338	28,491	20,865	87	1,164	1	1	1	384	986
36	103,722	19,748	83,974	45,550	26,802	18,766	1	1,051	1	1	1	329	857
37	99,935	17,059	82,876	41,761	25,113	16,667	1	938	1	1	1	274	728
38	96,148	14,370	81,778	37,972	23,424	14,568	1	825	1	1	1	219	599
39	92,361	11,681	80,680	34,183	21,735	12,469	1	712	1	1	1	164	470
40	88,574	9,000	79,582	30,394	20,046	10,370	1	600	1	1	1	109	341
41	84,787	6,311	78,484	26,605	18,357	8,268	1	487	1	1	1	54	212
42	80,999	3,622	77,386	22,816	16,668	6,167	1	374	1	1	1	1	83
43	77,212	1,000	76,212	19,027	14,979	4,068	1	261	1	1	1	1	1
44	73,425	1	73,425	15,238	13,290	1,948	1	148	1	1	1	1	1
45	69,638	1	69,638	11,449	11,600	1	1	1	1	1	1	1	1
46	65,851	1	65,851	7,660	9,511	1	1	1	1	1	1	1	1
47	62,064	1	62,064	3,871	7,422	1	1	1	1	1	1	1	1
48	58,277	1	58,277	1,000	5,333	1	1	1	1	1	1	1	1
49	54,490	1	54,490	1	3,244	1	1	1	1	1	1	1	1
50	50,703	1	50,703	1	1,155	1	1	1	1	1	1	1	1
51	46,916	1	46,916	1	1	1	1	1	1	1	1	1	1
52	43,129	1	43,129	1	1	1	1	1	1	1	1	1	1
53	39,342	1	39,342	1	1	1	1	1	1	1	1	1	1
54	35,555	1	35,555	1	1	1	1	1	1	1	1	1	1
55	31,768	1	31,768	1	1	1	1	1	1	1	1	1	1
56	27,981	1	27,981	1	1	1	1	1	1	1	1	1	1
57	24,194	1	24,194	1	1	1	1	1	1	1	1	1	1
58	20,407	1	20,407	1	1	1	1	1	1	1	1	1	1
59	16,620	1	16,620	1	1	1	1	1	1	1	1	1	1
60	12,833	1	12,833	1	1	1	1	1	1	1	1	1	1
61	9,046	1	9,046	1	1	1	1	1	1	1	1	1	1
62	5,259	1	5,259	1	1	1	1	1	1	1	1	1	1
63	1,472	1	1,472	1	1	1	1	1	1	1	1	1	1
64	1	1	1	1	1	1	1	1	1	1	1	1	1
65	1	1	1	1	1	1	1	1	1	1	1	1	1
66	1	1	1	1	1	1	1	1	1	1	1	1	1
67	1	1	1	1	1	1	1	1	1	1	1	1	1
68	1	1	1	1	1	1	1	1	1	1	1	1	1
69	1	1	1	1	1	1	1	1	1	1	1	1	1
70	1	1	1	1	1	1	1	1	1	1	1	1	1
71	1	1	1	1	1	1	1	1	1	1	1	1	1
72	1	1	1	1	1	1	1	1	1	1	1	1	1
73	1	1	1	1	1	1	1	1	1	1	1	1	1
74	1	1	1	1	1	1	1	1	1	1	1	1	1
75+	8,405	3,112	5,293	7,179	2,666	4,513	212	92	230	102	39	43	812

RECORDERS MEMORANDUM

All or parts of the text on this page was not  
clearly legible for satisfactory recordation.

VOL 0097 PAGE 528

FINAL PROJECTION OF THE POPULATION BY AGE AND SEX FOR 2015 FOR  
WASHINGTON COUNTY

AGE	TOTAL	TOTAL		TOTAL	ANGLO		TOTAL	BLACK		TOTAL	OTHER		TOTAL	HISPANIC	
		MALE	FEMALE		MALE	FEMALE		MALE	FEMALE		MALE	FEMALE			
ALL	271,729	131,466	140,263	203,213	97,366	105,847	11,741	5,738	6,003	5,290	2,529	2,761	51,485	25,833	
0	3,635	1,852	1,783	2,390	1,218	1,172	211	107	104	67	34	34	967	493	
1	3,586	1,828	1,758	2,357	1,200	1,157	212	109	103	67	34	34	950	483	
2	3,540	1,805	1,735	2,330	1,187	1,143	208	106	100	66	34	34	938	478	
3	3,489	1,776	1,713	2,292	1,167	1,125	208	106	102	66	34	34	923	469	
4	3,445	1,753	1,692	2,264	1,153	1,111	203	104	99	66	34	34	912	463	
5	3,419	1,735	1,676	2,254	1,144	1,100	205	104	101	65	34	34	897	454	
6	3,456	1,756	1,683	2,284	1,159	1,116	202	103	102	65	34	34	898	454	
7	3,473	1,766	1,707	2,293	1,171	1,124	205	103	102	67	34	34	912	461	
8	3,518	1,791	1,722	2,314	1,173	1,139	202	103	100	65	34	34	915	462	
9	3,518	1,791	1,722	2,314	1,173	1,139	202	103	100	64	34	34	910	462	
10	3,518	1,791	1,722	2,314	1,173	1,139	202	103	100	64	34	34	910	462	
11	3,518	1,791	1,722	2,314	1,173	1,139	202	103	100	64	34	34	910	462	
12	3,518	1,791	1,722	2,314	1,173	1,139	202	103	100	64	34	34	910	462	
13	3,518	1,791	1,722	2,314	1,173	1,139	202	103	100	64	34	34	910	462	
14	3,518	1,791	1,722	2,314	1,173	1,139	202	103	100	64	34	34	910	462	
15	3,518	1,791	1,722	2,314	1,173	1,139	202	103	100	64	34	34	910	462	
16	3,518	1,791	1,722	2,314	1,173	1,139	202	103	100	64	34	34	910	462	
17	3,518	1,791	1,722	2,314	1,173	1,139	202	103	100	64	34	34	910	462	
18	3,518	1,791	1,722	2,314	1,173	1,139	202	103	100	64	34	34	910	462	
19	3,518	1,791	1,722	2,314	1,173	1,139	202	103	100	64	34	34	910	462	
20	3,518	1,791	1,722	2,314	1,173	1,139	202	103	100	64	34	34	910	462	
21	3,518	1,791	1,722	2,314	1,173	1,139	202	103	100	64	34	34	910	462	
22	3,518	1,791	1,722	2,314	1,173	1,139	202	103	100	64	34	34	910	462	
23	3,518	1,791	1,722	2,314	1,173	1,139	202	103	100	64	34	34	910	462	
24	3,518	1,791	1,722	2,314	1,173	1,139	202	103	100	64	34	34	910	462	
25	3,518	1,791	1,722	2,314	1,173	1,139	202	103	100	64	34	34	910	462	
26	3,518	1,791	1,722	2,314	1,173	1,139	202	103	100	64	34	34	910	462	
27	3,518	1,791	1,722	2,314	1,173	1,139	202	103	100	64	34	34	910	462	
28	3,518	1,791	1,722	2,314	1,173	1,139	202	103	100	64	34	34	910	462	
29	3,518	1,791	1,722	2,314	1,173	1,139	202	103	100	64	34	34	910	462	
30	3,518	1,791	1,722	2,314	1,173	1,139	202	103	100	64	34	34	910	462	
31	3,518	1,791	1,722	2,314	1,173	1,139	202	103	100	64	34	34	910	462	
32	3,518	1,791	1,722	2,314	1,173	1,139	202	103	100	64	34	34	910	462	
33	3,518	1,791	1,722	2,314	1,173	1,139	202	103	100	64	34	34	910	462	
34	3,518	1,791	1,722	2,314	1,173	1,139	202	103	100	64	34	34	910	462	
35	3,518	1,791	1,722	2,314	1,173	1,139	202	103	100	64	34	34	910	462	
36	3,518	1,791	1,722	2,314	1,173	1,139	202	103	100	64	34	34	910	462	
37	3,518	1,791	1,722	2,314	1,173	1,139	202	103	100	64	34	34	910	462	
38	3,518	1,791	1,722	2,314	1,173	1,139	202	103	100	64	34	34	910	462	
39	3,518	1,791	1,722	2,314	1,173	1,139	202	103	100	64	34	34	910	462	
40	3,518	1,791	1,722	2,314	1,173	1,139	202	103	100	64	34	34	910	462	
41	3,518	1,791	1,722	2,314	1,173	1,139	202	103	100	64	34	34	910	462	
42	3,518	1,791	1,722	2,314	1,173	1,139	202	103	100	64	34	34	910	462	
43	3,518	1,791	1,722	2,314	1,173	1,139	202	103	100	64	34	34	910	462	
44	3,518	1,791	1,722	2,314	1,173	1,139	202	103	100	64	34	34	910	462	
45	3,518	1,791	1,722	2,314	1,173	1,139	202	103	100	64	34	34	910	462	
46	3,518	1,791	1,722	2,314	1,173	1,139	202	103	100	64	34	34	910	462	
47	3,518	1,791	1,722	2,314	1,173	1,139	202	103	100	64	34	34	910	462	
48	3,518	1,791	1,722	2,314	1,173	1,139	202	103	100	64	34	34	910	462	
49	3,518	1,791	1,722	2,314	1,173	1,139	202	103	100	64	34	34	910	462	
50	3,518	1,791	1,722	2,314	1,173	1,139	202	103	100	64	34	34	910	462	
51	3,518	1,791	1,722	2,314	1,173	1,139	202	103	100	64	34	34	910	462	
52	3,518	1,791	1,722	2,314	1,173	1,139	202	103	100	64	34	34	910	462	
53	3,518	1,791	1,722	2,314	1,173	1,139	202	103	100	64	34	34	910	462	
54	3,518	1,791	1,722	2,314	1,173	1,139	202	103	100	64	34	34	910	462	
55	3,518	1,791	1,722	2,314	1,173	1,139	202	103	100	64	34	34	910	462	
56	3,518	1,791	1,722	2,314	1,173	1,139	202	103	100	64	34	34	910	462	
57	3,518	1,791	1,722	2,314	1,173	1,139	202	103	100	64	34	34	910	462	
58	3,518	1,791	1,722	2,314	1,173	1,139	202	103	100	64	34	34	910	462	
59	3,518	1,791	1,722	2,314	1,173	1,139	202	103	100	64	34	34	910	462	
60	3,518	1,791	1,722	2,314	1,173	1,139	202	103	100	64	34	34	910	462	
61	3,518	1,791	1,722	2,314	1,173	1,139	202	103	100	64	34	34	910	462	
62	3,518	1,791	1,722	2,314	1,173	1,139	202	103	100	64	34	34	910	462	
63	3,518	1,791	1,722	2,314	1,173	1,139	202	103	100	64	34	34	910	462	
64	3,518	1,791	1,722	2,314	1,173	1,139	202	103	100	64	34	34	910	462	
65	3,518	1,791	1,722	2,314	1,173	1,139	202	103	100	64	34	34	910	462	
66	3,518	1,791	1,722	2,314	1,173	1,139	202	103	100	64	34	34	910	462	
67	3,518	1,791	1,722	2,314	1,173	1,139	202	103	100	64	34	34	910	462	
68	3,518	1,791	1,722	2,314	1,173	1,139	202	103	100	64	34	34	910	462	
69	3,518	1,791	1,722	2,314	1,173	1,139	202	103	100	64	34	34	910	462	
70	3,518	1,791	1,722	2,314	1,173	1,139	202	103	100	64	34	34	910	462	
71	3,518	1,791	1,722	2,314	1,173	1,139	202	103	100	64	34	34	910	462	
72	3,518	1,791	1,722	2,314	1,173	1,139	202	103	100	64	34	34	910	462	
73	3,518	1,791	1,722	2,314	1,173	1,139	202	103	100	64	34	34	910	462	
74	3,518	1,791	1,722	2,314	1,173	1,139	202	103	100	64	34	34	910	462	
75	3,518	1,791	1,722	2,314	1,173	1,139	202	103	100	64	34	34	910	462	

RECORDERS MEMORANDUM

All or parts of the text on this page was not  
clearly legible for satisfactory recordation.

VOL 0097 PAGE 529

FINAL PROJECTIONS OF THE POPULATION BY AGE, SEX, AND RACE/ETHNICITY  
ASSUMING 0.5% MIGRATION FOR 2020 FOR  
WILLIAMSON COUNTY

AGE	TOTAL		ANGLO		BLACK		OTHER		HISPANIC	
	MALE	FEMALE	MALE	FEMALE	MALE	FEMALE	MALE	FEMALE	MALE	FEMALE
0-4	305,480	147,227	159,253	225,385	107,390	117,995	13,023	6,370	6,653	6,214
5-9	1,803	1,939	1,884	2,445	1,199	1,199	221	113	108	74
10-14	1,939	1,928	1,884	2,445	1,199	1,199	221	113	108	74
15-19	3,786	1,927	1,884	2,445	1,199	1,199	221	113	108	74
20-24	3,786	1,927	1,884	2,445	1,199	1,199	221	113	108	74
25-29	3,786	1,927	1,884	2,445	1,199	1,199	221	113	108	74
30-34	3,786	1,927	1,884	2,445	1,199	1,199	221	113	108	74
35-39	3,786	1,927	1,884	2,445	1,199	1,199	221	113	108	74
40-44	3,786	1,927	1,884	2,445	1,199	1,199	221	113	108	74
45-49	3,786	1,927	1,884	2,445	1,199	1,199	221	113	108	74
50-54	3,786	1,927	1,884	2,445	1,199	1,199	221	113	108	74
55-59	3,786	1,927	1,884	2,445	1,199	1,199	221	113	108	74
60-64	3,786	1,927	1,884	2,445	1,199	1,199	221	113	108	74
65-69	3,786	1,927	1,884	2,445	1,199	1,199	221	113	108	74
70-74	3,786	1,927	1,884	2,445	1,199	1,199	221	113	108	74
75-79	3,786	1,927	1,884	2,445	1,199	1,199	221	113	108	74
80-84	3,786	1,927	1,884	2,445	1,199	1,199	221	113	108	74
85-89	3,786	1,927	1,884	2,445	1,199	1,199	221	113	108	74
90-94	3,786	1,927	1,884	2,445	1,199	1,199	221	113	108	74
95-99	3,786	1,927	1,884	2,445	1,199	1,199	221	113	108	74
100+	3,786	1,927	1,884	2,445	1,199	1,199	221	113	108	74

# RECORDERS MEMORANDUM

All or parts of the text on this page was not clearly legible for satisfactory recordation.

VOL 0097 PAGE 530

ANNUAL PROJECTIONS OF THE POPULATION BY AGE, SEX, AND RACE/ETHNICITY  
DISTRICT 1 OF WILMINGTON FOR 2000 FOR  
WILMINGTON COUNTY

AGE	ALL	TOTAL	MALE	FEMALE	TOTAL	MALE	FEMALE	ANGLO	MALE	FEMALE	TOTAL	MALE	FEMALE	BLACK	MALE	FEMALE	TOTAL	OTHER	MALE	FEMALE	TOTAL	MALE	FEMALE	
1	224,864	189,752	115,712	176,808	84,191	90,617	9,421	4,614	4,807	3,862	1,807	2,055	36,873	18,640	18,233	36,873	18,640	18,233	36,873	18,640	18,233	36,873	18,640	18,233
2	3,009	1,532	1,478	2,047	1,068	1,028	176	90	86	60	30	30	765	371	390	765	371	390	765	371	390	765	371	390
3	2,853	1,484	1,439	2,008	1,019	981	162	84	82	58	29	29	715	364	351	715	364	351	715	364	351	715	364	351
4	2,972	1,488	1,435	2,008	1,019	981	158	80	77	59	30	29	689	349	340	689	349	340	689	349	340	689	349	340
5	3,068	1,558	1,462	2,080	1,063	989	157	80	78	59	30	29	683	343	343	683	343	343	683	343	343	683	343	343
6	3,408	1,728	1,510	2,285	1,169	1,017	158	82	84	61	31	29	720	361	361	720	361	361	720	361	361	720	361	361
7	3,616	1,842	1,588	2,454	1,239	1,116	170	80	89	65	33	31	761	385	385	761	385	385	761	385	385	761	385	385
8	3,408	1,842	1,588	2,454	1,239	1,116	170	80	89	65	33	31	761	385	385	761	385	385	761	385	385	761	385	385
9	3,513	1,800	1,580	2,559	1,303	1,195	190	94	96	67	34	33	821	400	400	821	400	400	821	400	400	821	400	400
10	3,513	1,800	1,580	2,559	1,303	1,195	190	94	96	67	34	33	821	400	400	821	400	400	821	400	400	821	400	400
11	3,513	1,800	1,580	2,559	1,303	1,195	190	94	96	67	34	33	821	400	400	821	400	400	821	400	400	821	400	400
12	3,513	1,800	1,580	2,559	1,303	1,195	190	94	96	67	34	33	821	400	400	821	400	400	821	400	400	821	400	400
13	3,513	1,800	1,580	2,559	1,303	1,195	190	94	96	67	34	33	821	400	400	821	400	400	821	400	400	821	400	400
14	3,513	1,800	1,580	2,559	1,303	1,195	190	94	96	67	34	33	821	400	400	821	400	400	821	400	400	821	400	400
15	3,513	1,800	1,580	2,559	1,303	1,195	190	94	96	67	34	33	821	400	400	821	400	400	821	400	400	821	400	400
16	3,513	1,800	1,580	2,559	1,303	1,195	190	94	96	67	34	33	821	400	400	821	400	400	821	400	400	821	400	400
17	3,513	1,800	1,580	2,559	1,303	1,195	190	94	96	67	34	33	821	400	400	821	400	400	821	400	400	821	400	400
18	3,513	1,800	1,580	2,559	1,303	1,195	190	94	96	67	34	33	821	400	400	821	400	400	821	400	400	821	400	400
19	3,513	1,800	1,580	2,559	1,303</																			

RECORDERS MEMORANDUM

All or parts of the text on this page was not  
clearly legible for satisfactory recordation.

0097 PAGE 531

FINAL PRODUCTION OF THE POPULATION BY AGE, SEX, AND RACE/ETHNICITY  
REPORTING 1 ON MIGRATION FOR 2004 FOR  
WILLIAMSON COUNTY

AGE	TOTAL		TOTAL		ANGLO		BLACK		OTHER		HISPANIC	
	MALE	FEMALE	MALE	FEMALE	MALE	FEMALE	MALE	FEMALE	MALE	FEMALE	MALE	FEMALE
0	280,426	135,432	144,934	214,161	102,227	111,939	12,479	5,654	5,825	5,132	2,421	3,711
1	3,941	2,008	1,933	2,678	1,314	1,224	234	119	115	75	38	49,654
2	3,941	2,008	1,933	2,678	1,314	1,224	234	119	115	75	38	1,054
3	3,941	2,008	1,933	2,678	1,314	1,224	234	119	115	75	38	1,002
4	3,941	2,008	1,933	2,678	1,314	1,224	234	119	115	75	38	967
5	3,941	2,008	1,933	2,678	1,314	1,224	234	119	115	75	38	915
6	3,941	2,008	1,933	2,678	1,314	1,224	234	119	115	75	38	887
7	3,941	2,008	1,933	2,678	1,314	1,224	234	119	115	75	38	855
8	3,941	2,008	1,933	2,678	1,314	1,224	234	119	115	75	38	827
9	3,941	2,008	1,933	2,678	1,314	1,224	234	119	115	75	38	806
10	3,941	2,008	1,933	2,678	1,314	1,224	234	119	115	75	38	773
11	3,941	2,008	1,933	2,678	1,314	1,224	234	119	115	75	38	746
12	3,941	2,008	1,933	2,678	1,314	1,224	234	119	115	75	38	721
13	3,941	2,008	1,933	2,678	1,314	1,224	234	119	115	75	38	699
14	3,941	2,008	1,933	2,678	1,314	1,224	234	119	115	75	38	671
15	3,941	2,008	1,933	2,678	1,314	1,224	234	119	115	75	38	647
16	3,941	2,008	1,933	2,678	1,314	1,224	234	119	115	75	38	622
17	3,941	2,008	1,933	2,678	1,314	1,224	234	119	115	75	38	598
18	3,941	2,008	1,933	2,678	1,314	1,224	234	119	115	75	38	574
19	3,941	2,008	1,933	2,678	1,314	1,224	234	119	115	75	38	550
20	3,941	2,008	1,933	2,678	1,314	1,224	234	119	115	75	38	526
21	3,941	2,008	1,933	2,678	1,314	1,224	234	119	115	75	38	502
22	3,941	2,008	1,933	2,678	1,314	1,224	234	119	115	75	38	478
23	3,941	2,008	1,933	2,678	1,314	1,224	234	119	115	75	38	454
24	3,941	2,008	1,933	2,678	1,314	1,224	234	119	115	75	38	430
25	3,941	2,008	1,933	2,678	1,314	1,224	234	119	115	75	38	406
26	3,941	2,008	1,933	2,678	1,314	1,224	234	119	115	75	38	382
27	3,941	2,008	1,933	2,678	1,314	1,224	234	119	115	75	38	358
28	3,941	2,008	1,933	2,678	1,314	1,224	234	119	115	75	38	334
29	3,941	2,008	1,933	2,678	1,314	1,224	234	119	115	75	38	310
30	3,941	2,008	1,933	2,678	1,314	1,224	234	119	115	75	38	286
31	3,941	2,008	1,933	2,678	1,314	1,224	234	119	115	75	38	262
32	3,941	2,008	1,933	2,678	1,314	1,224	234	119	115	75	38	238
33	3,941	2,008	1,933	2,678	1,314	1,224	234	119	115	75	38	214
34	3,941	2,008	1,933	2,678	1,314	1,224	234	119	115	75	38	190
35	3,941	2,008	1,933	2,678	1,314	1,224	234	119	115	75	38	166
36	3,941	2,008	1,933	2,678	1,314	1,224	234	119	115	75	38	142
37	3,941	2,008	1,933	2,678	1,314	1,224	234	119	115	75	38	118
38	3,941	2,008	1,933	2,678	1,314	1,224	234	119	115	75	38	94
39	3,941	2,008	1,933	2,678	1,314	1,224	234	119	115	75	38	70
40	3,941	2,008	1,933	2,678	1,314	1,224	234	119	115	75	38	46
41	3,941	2,008	1,933	2,678	1,314	1,224	234	119	115	75	38	22
42	3,941	2,008	1,933	2,678	1,314	1,224	234	119	115	75	38	0
43	3,941	2,008	1,933	2,678	1,314	1,224	234	119	115	75	38	0
44	3,941	2,008	1,933	2,678	1,314	1,224	234	119	115	75	38	0
45	3,941	2,008	1,933	2,678	1,314	1,224	234	119	115	75	38	0
46	3,941	2,008	1,933	2,678	1,314	1,224	234	119	115	75	38	0
47	3,941	2,008	1,933	2,678	1,314	1,224	234	119	115	75	38	0
48	3,941	2,008	1,933	2,678	1,314	1,224	234	119	115	75	38	0
49	3,941	2,008	1,933	2,678	1,314	1,224	234	119	115	75	38	0
50	3,941	2,008	1,933	2,678	1,314	1,224	234	119	115	75	38	0
51	3,941	2,008	1,933	2,678	1,314	1,224	234	119	115	75	38	0
52	3,941	2,008	1,933	2,678	1,314	1,224	234	119	115	75	38	0
53	3,941	2,008	1,933	2,678	1,314	1,224	234	119	115	75	38	0
54	3,941	2,008	1,933	2,678	1,314	1,224	234	119	115	75	38	0
55	3,941	2,008	1,933	2,678	1,314	1,224	234	119	115	75	38	0
56	3,941	2,008	1,933	2,678	1,314	1,224	234	119	115	75	38	0
57	3,941	2,008	1,933	2,678	1,314	1,224	234	119	115	75	38	0
58	3,941	2,008	1,933	2,678	1,314	1,224	234	119	115	75	38	0
59	3,941	2,008	1,933	2,678	1,314	1,224	234	119	115	75	38	0
60	3,941	2,008	1,933	2,678	1,314	1,224	234	119	115	75	38	0
61	3,941	2,008	1,933	2,678	1,314	1,224	234	119	115	75	38	0
62	3,941	2,008	1,933	2,678	1,314	1,224	234	119	115	75	38	0
63	3,941	2,008	1,933	2,678	1,314	1,224	234	119	115	75	38	0
64	3,941	2,008	1,933	2,678	1,314	1,224	234	119	115	75	38	0
65	3,941	2,008	1,933	2,678	1,314	1,224	234	119	115	75	38	0
66	3,941	2,008	1,933	2,678	1,314	1,224	234	119	115	75	38	0
67	3,941	2,008	1,933	2,678	1,314	1,224	234	119	115	75	38	0
68	3,941	2,008	1,933	2,678	1,314	1,224	234	119	115	75	38	0
69	3,941	2,008	1,933	2,678	1,314	1,224	234	119	115	75	38	0
70	3,941	2,008	1,933	2,678	1,314	1,224	234	119	115	75	38	0
71	3,941	2,008	1,933	2,678	1,314	1,224	234	119	115	75	38	0
72	3,941	2,008	1,933	2,678	1,314	1,224	234	119	115	75	38	0
73	3,941	2,008	1,933	2,678	1,314	1,224	234	119	115	75	38	0
74	3,941	2,008	1,933	2,678	1,314	1,224	234	119	115	75	38	0
75+	3,941	2,008	1,933	2,678	1,314	1,224	234	119	115	75	38	0

All or parts of the text on this page was not  
clearly legible for satisfactory recordation.

VOL 0097 PAGE 532

VITAL PROJECTIONS OF THE POPULATION BY AGE, SEX, AND RACE/ETHNICITY  
ASSUMING 1.08 DECREASE FOR 2010 FOR  
WILKINSON COUNTY

AGE	TOTAL		WHITE		BLACK		OTHER		HISPANIC	
	MALE	FEMALE	MALE	FEMALE	MALE	FEMALE	MALE	FEMALE	MALE	FEMALE
0	348,043	167,223	180,820	260,539	123,267	137,262	13,921	6,900	7,061	6,833
1	5,095	2,596	2,499	3,301	1,682	1,619	286	151	137	96
2	4,892	2,491	2,401	3,164	1,553	1,553	286	146	137	92
3	4,717	2,407	2,310	3,084	1,552	1,492	274	142	128	92
4	4,531	2,310	2,223	2,917	1,486	1,431	265	137	126	92
5	4,400	2,241	2,159	2,839	1,443	1,386	245	131	126	88
6	4,312	2,191	2,121	2,791	1,426	1,365	245	129	126	88
7	4,307	2,187	2,120	2,798	1,426	1,372	245	129	126	88
8	4,431	2,246	2,165	2,863	1,465	1,398	252	129	126	88
9	4,488	2,285	2,211	2,955	1,508	1,447	253	131	126	88
10	4,627	2,344	2,283	3,070	1,568	1,512	253	131	126	88
11	4,794	2,444	2,350	3,209	1,634	1,575	259	133	126	88
12	4,931	2,508	2,403	3,316	1,686	1,628	263	136	126	88
13	5,052	2,579	2,472	3,416	1,724	1,692	276	139	130	88
14	5,233	2,671	2,552	3,572	1,805	1,767	283	146	133	88
15	5,417	2,785	2,632	3,714	1,880	1,834	289	150	135	88
16	5,602	2,872	2,730	3,857	1,938	1,919	305	161	144	88
17	5,715	2,914	2,801	3,914	1,959	1,955	307	161	144	88
18	5,805	2,943	2,862	4,012	2,000	2,012	307	163	144	88
19	5,885	2,974	2,881	4,012	1,978	1,997	320	179	157	88
20	5,752	2,860	2,813	3,975	1,931	1,885	346	172	171	88
21	5,732	2,881	2,871	3,759	1,844	1,915	361	198	174	88
22	6,130	3,100	3,030	4,049	1,985	2,064	366	192	176	88
23	6,457	3,457	3,236	4,365	2,128	2,237	389	187	178	88
24	6,541	3,121	3,304	4,368	2,158	2,274	324	187	178	88
25	6,709	3,192	3,218	4,297	2,093	2,225	313	165	148	88
26	6,739	3,139	3,170	4,297	2,067	2,225	302	153	148	88
27	6,739	3,139	3,170	4,297	2,067	2,225	302	153	148	88
28	6,739	3,139	3,170	4,297	2,067	2,225	302	153	148	88
29	6,739	3,139	3,170	4,297	2,067	2,225	302	153	148	88
30	6,739	3,139	3,170	4,297	2,067	2,225	302	153	148	88
31	6,739	3,139	3,170	4,297	2,067	2,225	302	153	148	88
32	6,739	3,139	3,170	4,297	2,067	2,225	302	153	148	88
33	6,739	3,139	3,170	4,297	2,067	2,225	302	153	148	88
34	6,739	3,139	3,170	4,297	2,067	2,225	302	153	148	88
35	6,739	3,139	3,170	4,297	2,067	2,225	302	153	148	88
36	6,739	3,139	3,170	4,297	2,067	2,225	302	153	148	88
37	6,739	3,139	3,170	4,297	2,067	2,225	302	153	148	88
38	6,739	3,139	3,170	4,297	2,067	2,225	302	153	148	88
39	6,739	3,139	3,170	4,297	2,067	2,225	302	153	148	88
40	6,739	3,139	3,170	4,297	2,067	2,225	302	153	148	88
41	6,739	3,139	3,170	4,297	2,067	2,225	302	153	148	88
42	6,739	3,139	3,170	4,297	2,067	2,225	302	153	148	88
43	6,739	3,139	3,170	4,297	2,067	2,225	302	153	148	88
44	6,739	3,139	3,170	4,297	2,067	2,225	302	153	148	88
45	6,739	3,139	3,170	4,297	2,067	2,225	302	153	148	88
46	6,739	3,139	3,170	4,297	2,067	2,225	302	153	148	88
47	6,739	3,139	3,170	4,297	2,067	2,225	302	153	148	88
48	6,739	3,139	3,170	4,297	2,067	2,225	302	153	148	88
49	6,739	3,139	3,170	4,297	2,067	2,225	302	153	148	88
50	6,739	3,139	3,170	4,297	2,067	2,225	302	153	148	88
51	6,739	3,139	3,170	4,297	2,067	2,225	302	153	148	88
52	6,739	3,139	3,170	4,297	2,067	2,225	302	153	148	88
53	6,739	3,139	3,170	4,297	2,067	2,225	302	153	148	88
54	6,739	3,139	3,170	4,297	2,067	2,225	302	153	148	88
55	6,739	3,139	3,170	4,297	2,067	2,225	302	153	148	88
56	6,739	3,139	3,170	4,297	2,067	2,225	302	153	148	88
57	6,739	3,139	3,170	4,297	2,067	2,225	302	153	148	88
58	6,739	3,139	3,170	4,297	2,067	2,225	302	153	148	88
59	6,739	3,139	3,170	4,297	2,067	2,225	302	153	148	88
60	6,739	3,139	3,170	4,297	2,067	2,225	302	153	148	88
61	6,739	3,139	3,170	4,297	2,067	2,225	302	153	148	88
62	6,739	3,139	3,170	4,297	2,067	2,225	302	153	148	88
63	6,739	3,139	3,170	4,297	2,067	2,225	302	153	148	88
64	6,739	3,139	3,170	4,297	2,067	2,225	302	153	148	88
65	6,739	3,139	3,170	4,297	2,067	2,225	302	153	148	88
66	6,739	3,139	3,170	4,297	2,067	2,225	302	153	148	88
67	6,739	3,139	3,170	4,297	2,067	2,225	302	153	148	88
68	6,739	3,139	3,170	4,297	2,067	2,225	302	153	148	88
69	6,739	3,139	3,170	4,297	2,067	2,225	302	153	148	88
70	6,739	3,139	3,170	4,297	2,067	2,225	302	153	148	88
71	6,739	3,139	3,170	4,297	2,067	2,225	302	153	148	88
72	6,739	3,139	3,170	4,297	2,067	2,225	302	153	148	88
73	6,739	3,139	3,170	4,297	2,067	2,225	302	153	148	88
74	6,739	3,139	3,170	4,297	2,067	2,225	302	153	148	88
75	6,739	3,139	3,170	4,297	2,067	2,225	302	153	148	88
76	6,739	3,139	3,170	4,297	2,067	2,225	302	153	148	88
77	6,739	3,139	3,170	4,297	2,067	2,225	302	153	148	88
78	6,739	3,139	3,170	4,297	2,067	2,225	302	153	148	88
79	6,739	3,139	3,170	4,297	2,067	2,225	302	153	148	88
80	6,739	3,139	3,170	4,297	2,067	2,225	302	153	148	88
81	6,739	3,139	3,170	4,297	2,067	2,225	302	153	148	88
82	6,739	3,139	3,170	4,297	2,067	2,225	302	153	148	88
83	6,739	3,139	3,170	4,297	2,067	2,225	302	153	148	88
84	6,739	3,139	3,170	4,297	2,067	2,225	302	153	148	88
85	6,739	3,139	3,170	4,297	2,067	2,225	302	153	148	88
86	6,739	3,139	3,170	4,297	2,067	2,225	302	153	148	88
87	6,739	3,139	3,170	4,297	2,067	2,225	302	153	148	88
88	6,739	3,139	3,170	4,297	2,067	2,225	302	153	148	88
89	6,739	3,139	3,170	4,297	2,067	2,225	302	153	148	88
90	6,739	3,139	3,170	4,297	2,067	2,225	302	153	148	88
91	6,739	3,139	3,170	4,297	2,067	2,225	302	153	148	88
92	6,739	3,139	3,170	4,297	2,067	2,225	302	153	148	88
93	6,739	3,139	3,170	4,297	2,067	2,225	302	153	148	88
94	6,739	3,139	3,170	4,297	2,067	2,225	302	153	148	88
95	6,739	3,139	3,170	4,297	2,067	2,225	302	153	148	88
96	6,739	3,139	3,170	4,297	2,067	2,225	302	153	148	88
97	6,739	3,139	3,170	4,297	2,067	2,225	302	153	148	88
98	6,739	3,139	3,170	4,297	2,067	2,225	302	153	148	88
99	6,739	3,139	3,170	4,297	2,067	2,225	302	153	148	88
100	6,739	3,139	3,170	4,297	2,067	2,225	302	153	148	88



RECORDERS MEMORANDUM

All or parts of the text on this page was not  
clearly legible for satisfactory recordation.

VOL 0097 PAGE 534

ANAL PROJECTIONS OF THE POPULATION BY AGE, SEX, AND RACE/ETHNICITY  
BASED ON 1990 CENSUS DATA FOR  
WILLIAMSON COUNTY

AGE	TOTAL	MALE	FEMALE	TOTAL	MALE	FEMALE	TOTAL	BLACK	WHITE	TOTAL	OTHER	SPANISH	OTHER
0	537,923	251,359	286,564	379,887	176,786	203,101	19,704	9,747	9,957	11,512	5,492	6,020	116,820
1	7,300	3,721	3,579	4,589	2,339	2,250	194	187	187	187	76	74	2,178
2	7,171	3,651	3,520	4,521	2,303	2,218	194	187	181	181	76	74	2,178
3	7,080	3,612	3,468	4,474	2,281	2,193	194	187	181	181	76	74	2,178
4	6,963	3,548	3,415	4,400	2,243	2,157	194	187	181	181	76	74	2,178
5	6,914	3,520	3,394	4,358	2,229	2,129	194	187	181	181	76	74	2,178
6	6,907	3,513	3,394	4,352	2,226	2,126	194	187	181	181	76	74	2,178
7	7,007	3,558	3,449	4,456	2,272	2,184	194	187	181	181	76	74	2,178
8	7,247	3,687	3,560	4,574	2,332	2,242	194	187	181	181	76	74	2,178
9	7,395	3,750	3,645	4,691	2,401	2,290	194	187	181	181	76	74	2,178
10	7,551	3,822	3,729	4,795	2,456	2,339	194	187	181	181	76	74	2,178
11	7,705	3,898	3,804	4,900	2,511	2,389	194	187	181	181	76	74	2,178
12	7,744	3,928	3,824	4,915	2,517	2,398	194	187	181	181	76	74	2,178
13	7,777	3,980	3,793	4,907	2,497	2,410	194	187	181	181	76	74	2,178
14	7,784	3,980	3,784	4,920	2,488	2,432	194	187	181	181	76	74	2,178
15	7,785	3,980	3,785	4,917	2,484	2,433	194	187	181	181	76	74	2,178
16	7,785	3,980	3,785	4,903	2,479	2,424	194	187	181	181	76	74	2,178
17	7,785	3,980	3,785	4,888	2,474	2,414	194	187	181	181	76	74	2,178
18	7,785	3,980	3,785	4,873	2,469	2,404	194	187	181	181	76	74	2,178
19	7,785	3,980	3,785	4,858	2,464	2,394	194	187	181	181	76	74	2,178
20	7,785	3,980	3,785	4,843	2,459	2,384	194	187	181	181	76	74	2,178
21	7,785	3,980	3,785	4,828	2,454	2,374	194	187	181	181	76	74	2,178
22	7,785	3,980	3,785	4,813	2,449	2,364	194	187	181	181	76	74	2,178
23	7,785	3,980	3,785	4,798	2,444	2,354	194	187	181	181	76	74	2,178
24	7,785	3,980	3,785	4,783	2,439	2,344	194	187	181	181	76	74	2,178
25	7,785	3,980	3,785	4,768	2,434	2,334	194	187	181	181	76	74	2,178
26	7,785	3,980	3,785	4,753	2,429	2,324	194	187	181	181	76	74	2,178
27	7,785	3,980	3,785	4,738	2,424	2,314	194	187	181	181	76	74	2,178
28	7,785	3,980	3,785	4,723	2,419	2,304	194	187	181	181	76	74	2,178
29	7,785	3,980	3,785	4,708	2,414	2,294	194	187	181	181	76	74	2,178
30	7,785	3,980	3,785	4,693	2,409	2,284	194	187	181	181	76	74	2,178
31	7,785	3,980	3,785	4,678	2,404	2,274	194	187	181	181	76	74	2,178
32	7,785	3,980	3,785	4,663	2,399	2,264	194	187	181	181	76	74	2,178
33	7,785	3,980	3,785	4,648	2,394	2,254	194	187	181	181	76	74	2,178
34	7,785	3,980	3,785	4,633	2,389	2,244	194	187	181	181	76	74	2,178
35	7,785	3,980	3,785	4,618	2,384	2,234	194	187	181	181	76	74	2,178
36	7,785	3,980	3,785	4,603	2,379	2,224	194	187	181	181	76	74	2,178
37	7,785	3,980	3,785	4,588	2,374	2,214	194	187	181	181	76	74	2,178
38	7,785	3,980	3,785	4,573	2,369	2,204	194	187	181	181	76	74	2,178
39	7,785	3,980	3,785	4,558	2,364	2,194	194	187	181	181	76	74	2,178
40	7,785	3,980	3,785	4,543	2,359	2,184	194	187	181	181	76	74	2,178
41	7,785	3,980	3,785	4,528	2,354	2,174	194	187	181	181	76	74	2,178
42	7,785	3,980	3,785	4,513	2,349	2,164	194	187	181	181	76	74	2,178
43	7,785	3,980	3,785	4,498	2,344	2,154	194	187	181	181	76	74	2,178
44	7,785	3,980	3,785	4,483	2,339	2,144	194	187	181	181	76	74	2,178
45	7,785	3,980	3,785	4,468	2,334	2,134	194	187	181	181	76	74	2,178
46	7,785	3,980	3,785	4,453	2,329	2,124	194	187	181	181	76	74	2,178
47	7,785	3,980	3,785	4,438	2,324	2,114	194	187	181	181	76	74	2,178
48	7,785	3,980	3,785	4,423	2,319	2,104	194	187	181	181	76	74	2,178
49	7,785	3,980	3,785	4,408	2,314	2,094	194	187	181	181	76	74	2,178
50	7,785	3,980	3,785	4,393	2,309	2,084	194	187	181	181	76	74	2,178
51	7,785	3,980	3,785	4,378	2,304	2,074	194	187	181	181	76	74	2,178
52	7,785	3,980	3,785	4,363	2,299	2,064	194	187	181	181	76	74	2,178
53	7,785	3,980	3,785	4,348	2,294	2,054	194	187	181	181	76	74	2,178
54	7,785	3,980	3,785	4,333	2,289	2,044	194	187	181	181	76	74	2,178
55	7,785	3,980	3,785	4,318	2,284	2,034	194	187	181	181	76	74	2,178
56	7,785	3,980	3,785	4,303	2,279	2,024	194	187	181	181	76	74	2,178
57	7,785	3,980	3,785	4,288	2,274	2,014	194	187	181	181	76	74	2,178
58	7,785	3,980	3,785	4,273	2,269	2,004	194	187	181	181	76	74	2,178
59	7,785	3,980	3,785	4,258	2,264	1,994	194	187	181	181	76	74	2,178
60	7,785	3,980	3,785	4,243	2,259	1,984	194	187	181	181	76	74	2,178
61	7,785	3,980	3,785	4,228	2,254	1,974	194	187	181	181	76	74	2,178
62	7,785	3,980	3,785	4,213	2,249	1,964	194	187	181	181	76	74	2,178
63	7,785	3,980	3,785	4,198	2,244	1,954	194	187	181	181	76	74	2,178
64	7,785	3,980	3,785	4,183	2,239	1,944	194	187	181	181	76	74	2,178
65	7,785	3,980	3,785	4,168	2,234	1,934	194	187	181	181	76	74	2,178
66	7,785	3,980	3,785	4,153	2,229	1,924	194	187	181	181	76	74	2,178
67	7,785	3,980	3,785	4,138	2,224	1,914	194	187	181	181	76	74	2,178
68	7,785	3,980	3,785	4,123	2,219	1,904	194	187	181	181	76	74	2,178
69	7,785	3,980	3,785	4,108	2,214	1,894	194	187	181	181	76	74	2,178
70	7,785	3,980	3,785	4,093	2,209	1,884	194	187	181	181	76	74	2,178
71	7,785	3,980	3,785	4,078	2,204	1,874	194	187	181	181	76	74	2,178
72	7,785	3,980	3,785	4,063	2,199	1,864	194	187	181	181	76	74	2,178
73	7,785	3,980	3,785	4,048	2,194	1,854	194	187	181	181	76	74	2,178
74	7,785	3,980	3,785	4,033	2,189	1,844	194	187	181	181	76	74	2,178
75	7,785	3,980	3,785	4,018	2,184	1,834	194	187	181	181	76	74	2,178
76	7,785	3,980	3,785	4,003	2,179	1,824	194	187	181	181	76	74	2,178
77	7,785	3,980	3,785	3,988	2,174	1,814	194	187	181	181	76	74	2,178
78	7,785	3,980	3,785	3,973	2,169	1,804	194	187	181	181	76	74	2,178
79	7,785	3,980	3,785	3,9588									



# RECORDERS MEMORANDUM

All or parts of the text on this page was not clearly legible for satisfactory recordation.

VOL 0097 PAGE 536

[illegible]

# RECORDERS MEMORANDUM

All or parts of the text on this page was not clearly legible for satisfactory recordation.

VOL 0097 PAGE 537

WINDL PROJECTIONS OF THE POPULATION BY AGE, SEX, AND RACE, WINDLASH  
ASSUMING 30.96 MIGRATION FOR 2010 FOR  
WILLIAMSON COUNTY

[illegible]

RECORDERS MEMORANDUM

All or parts of the text on this page was not clearly legible for satisfactory recordation.

VOL 0097 PAGE 538

AGE	TOTAL	TOTAL	MALE	FEMALE	TOTAL	ANGLO	MALE	FEMALE	TOTAL	BLACK	MALE	FEMALE	TOTAL	OTHER	MALE	FEMALE	TOTAL	HISPANIC	MALE	FEMALE
1	516,003	261,406	3,869	234,597	371,507	187,048	184,459	22,964	11,716	11,248	15,809	7,724	6,085	105,723	54,918	50,805	1,053	5,918	2,006	1,003
2	7,592	3,786	3,786	3,786	4,851	2,430	2,344	402	205	197	264	134	126	1,358	134	126	268	966	1,023	966
3	7,198	3,761	3,761	3,761	4,774	2,430	2,341	388	203	195	251	128	123	1,286	128	123	251	976	1,010	976
4	7,183	3,747	3,747	3,747	4,764	2,418	2,346	377	202	196	249	125	122	1,286	125	122	249	995	1,001	995
5	7,358	3,731	3,731	3,731	4,757	2,413	2,346	321	200	199	247	125	122	1,286	125	122	247	966	1,001	966
6	7,120	3,721	3,721	3,721	4,752	2,403	2,340	320	199	198	248	125	122	1,286	125	122	248	972	1,001	972
7	7,383	3,701	3,701	3,701	4,753	2,413	2,340	321	200	199	247	125	122	1,286	125	122	247	964	994	964
8	7,173	3,671	3,671	3,671	4,738	2,402	2,336	316	195	194	243	121	121	1,286	121	121	243	950	972	950
9	7,095	3,601	3,601	3,601	4,686	2,390	2,330	324	185	185	256	122	122	1,286	122	122	256	900	923	900
10	7,020	3,562	3,562	3,562	4,649	2,348	2,301	337	186	186	246	116	116	1,286	116	116	246	887	900	887
11	6,950	3,519	3,519	3,519	4,610	2,319	2,291	358	184	184	226	115	115	1,286	115	115	226	878	878	878
12	6,881	3,475	3,475	3,475	4,576	2,288	2,286	335	183	183	223	115	115	1,286	115	115	223	878	878	878
13	6,836	3,448	3,448	3,448	4,558	2,272	2,286	338	183	183	223	115	115	1,286	115	115	223	883	883	883
14	6,852	3,448	3,448	3,448	4,572	2,267	2,305	334	182	182	218	112	112	1,286	112	112	218	901	901	901
15	6,856	3,415	3,415	3,415	4,563	2,246	2,317	344	187	187	238	113	113	1,286	113	113	238	948	948	948
16	6,969	3,484	3,484	3,484	4,568	2,228	2,340	344	182	182	238	113	113	1,286	113	113	238	982	982	982
17	6,791	3,388	3,388	3,388	4,302	2,086	2,116	338	181	181	238	113	113	1,286	113	113	238	921	921	921
18	7,041	3,493	3,493	3,493	4,461	2,148	2,113	335	193	193	232	115	115	1,286	115	115	232	948	948	948
19	7,187	3,570	3,570	3,570	4,635	2,270	2,286	322	193	193	237	115	115	1,286	115	115	237	982	982	982
20	7,675	3,808	3,808	3,808	4,934	2,354	2,580	422	201	201	343	121	121	1,286	121	121	343	1,075	1,075	1,075
21	9,075	4,159	4,159	4,159	5,362	2,511	2,851	444	208	208	343	121	121	1,286	121	121	343	1,086	1,086	1,086
22	9,516	4,461	4,461	4,461	5,844	2,718	3,115	444	208	208	343	121	121	1,286	121	121	343	1,145	1,145	1,145
23	9,075	4,159	4,159	4,159	5,362	2,511	2,851	444	208	208	343	121	121	1,286	121	121	343	1,105	1,105	1,105
24	9,516	4,461	4,461	4,461	5,844	2,718	3,115	444	208	208	343	121	121	1,286	121	121	343	1,215	1,215	1,215
25	9,075	4,159	4,159	4,159	5,362	2,511	2,851	444	208	208	343	121	121	1,286	121	121	343	1,232	1,232	1,232
26	9,516	4,461	4,461	4,461	5,844	2,718	3,115	444	208	208	343	121	121	1,286	121	121	343	1,272	1,272	1,272
27	9,075	4,159	4,159	4,159	5,362	2,511	2,851	444	208	208	343	121	121	1,286	121	121	343	1,234	1,234	1,234
28	9,516	4,461	4,461	4,461	5,844	2,718	3,115	444	208	208	343	121	121	1,286	121	121	343	1,272	1,272	1,272
29	10,029	4,821	4,821	4,821	6,258	3,000	3,344	444	208	208	343	121	121	1,286	121	121	343	1,319	1,319	1,319
30	10,429	5,159	5,159	5,159	6,699	3,277	3,621	444	208	208	343	121	121	1,286	121	121	343	1,354	1,354	1,354
31	10,829	5,493	5,493	5,493	7,145	3,556	3,899	444	208	208	343	121	121	1,286	121	121	343	1,390	1,390	1,390
32	10,229	5,218	5,218	5,218	6,799	3,377	3,741	444	208	208	343	121	121	1,286	121	121	343	1,332	1,332	1,332
33	10,629	5,556	5,556	5,556	7,241	3,661	4,035	444	208	208	343	121	121	1,286	121	121	343	1,370	1,370	1,370
34	10,029	5,218	5,218	5,218	6,799	3,377	3,741	444	208	208	343	121	121	1,286	121	121	343	1,314	1,314	1,314
35	10,429	5,593	5,593	5,593	7,283	3,661	4,035	444	208	208	343	121	121	1,286	121	121	343	1,352	1,352	1,352
36	9,938	5,302	5,302	5,302	6,977	3,482	3,826	444	208	208	343	121	121	1,286	121	121	343	1,296	1,296	1,296
37	9,337	4,979	4,979	4,979	6,521	3,277	3,621	444	208	208	343	121	121	1,286	121	121	343	1,240	1,240	1,240
38	9,136	4,799	4,799	4,799	6,324	3,100	3,502	444	208	208	343	121	121	1,286	121	121	343	1,184	1,184	1,184
39	8,455	4,485	4,485	4,485	5,799	2,885	3,233	444	208	208	343	121	121	1,286	121	121	343	1,128	1,128	1,128
40	7,885	4,172	4,172	4,172	5,462	2,661	2,985	444	208	208	343	121	121	1,286	121	121	343	1,072	1,072	1,072
41	7,339	3,915	3,915	3,915	5,101	2,439	2,728	444	208	208	343	121	121	1,286	121	121	343	1,016	1,016	1,016
42	7,136	3,880	3,880	3,880	4,821	2,221	2,533	444	208	208	343	121	121	1,286	121	121	343	960	960	960
43	7,366	3,906	3,906	3,906	5,071	2,403	2,721	444	208	208	343	121	121	1,286	121	121	343	1,004	1,004	1,004
44	6,472	3,642	3,642	3,642	4,790	2,188	2,444	444	208	208	343	121	121	1,286	121	121	343	948	948	948
45	6,255	3,287	3,287	3,287	4,790	2,188	2,444	444	208	208	343	121	121	1,286	121	121	343	892	892	892
46	5,730	3,107	3,107	3,107	4,565	2,085	2,320	444	208	208	343	121	121	1,286	121	121	343	836	836	836
47	5,435	3,505	3,505	3,505	4,965	2,352	2,580	444	208	208	343	121	121	1,286	121	121	343	780	780	780
48	4,745	3,453	3,453	3,453	4,325	2,167	2,462	444	208	208	343	121	121	1,286	121	121	343	724	724	724
49	4,437	3,367	3,367	3,367	4,160	2,057	2,357	444	208	208	343	121	121	1,286	121	121	343	668	668	668
50	4,131	3,113	3,113	3,113	3,836	1,841	2,041	444	208	208	343	121	121	1,286	121	121	343	612	612	612
51	3,938	3,198	3,198	3,198	3,657	1,735	1,967	444	208	208	343	121	121	1,286	121	121	343	556	556	556
52	3,437	3,113	3,113	3,113	3,477	1,626	1,857	444	208	208	343	121	121	1,286	121	121	343	500	500	500
53	3,198	3,113	3,113	3,113	3,299	1,517	1,734	444	208	208	343	121	121	1,286	121	121	343	444	444	444
54	2,871	3,071	3,071	3,071	3,117	1,408	1,621	444	208	208	343	121	121	1,286	121	121	343	388	388	388
55	2,531	3,000	3,000	3,000	2,950	1,298	1,510	444	208	208	343	121	121	1,286	121	121	343	332	332	332
56	2,271	2,973	2,973	2,973	2,800	1,189	1,401	444	208	208	343	121	121	1,286	121	121	343	276	276	276
57	2,031	2,931	2,931	2,931	2,625	1,080	1,285	444	208	208	343	121	121	1,286	121	121	343	220	220	220
58	1,791	2,885	2,885	2,885	2,450	970	1,168	444	208	208	343	121	121	1,286	121	121	343	164	164	164
59	1,551	2,839	2,839	2,839	2,275	861	1,057	444	208	208	343	121	121	1,286	121	121	343	108	108	108
60	1,311	2,791	2,791	2,791	2,100	752	946	444	208	208	343	121	121	1,286	121	121	343	52	52	52
61	1,071	2,743	2,743	2,743	1,925	643	835	444	208	208	343	121	121	1,286	121	121	343	0	0	0
62	831	2,695	2,695	2,695	1,750	534	724	444	208	208	343	121	121	1,286	121	121	343	0	0	0
63	591	2,647	2,647	2,647	1,575	425	613	444	208	208	343	121	121	1,286	121	121	343	0	0	0
64	351	2,599	2,599	2,599	1,400	316	502	444	208	208	343	121	121	1,286	121	121	343	0	0	0
65	111	2,551	2,551	2,551	1,225	207	391	444	208	208	343	121	121	1,286	121	12				

RECORDERS MEMORANDUM

All or parts of the text on this page was not  
clearly legible for satisfactory recordation.

VOL 0097 PAGE 539

FINAL PRODUCTIONS OF THE POPULATION BY AGE, SEX, AND RACE, WILKINSON COUNTY, MISSISSIPPI, 2020

AGE	MALE	FEMALE	TOTAL	WHITE	BLACK	OTHER	HISPANIC
0	333,895	332,882	666,777	459,883	232,146	227,737	28,954
1	333,895	332,882	666,777	459,883	232,146	227,737	28,954
2	333,895	332,882	666,777	459,883	232,146	227,737	28,954
3	333,895	332,882	666,777	459,883	232,146	227,737	28,954
4	333,895	332,882	666,777	459,883	232,146	227,737	28,954
5	333,895	332,882	666,777	459,883	232,146	227,737	28,954
6	333,895	332,882	666,777	459,883	232,146	227,737	28,954
7	333,895	332,882	666,777	459,883	232,146	227,737	28,954
8	333,895	332,882	666,777	459,883	232,146	227,737	28,954
9	333,895	332,882	666,777	459,883	232,146	227,737	28,954
10	333,895	332,882	666,777	459,883	232,146	227,737	28,954
11	333,895	332,882	666,777	459,883	232,146	227,737	28,954
12	333,895	332,882	666,777	459,883	232,146	227,737	28,954
13	333,895	332,882	666,777	459,883	232,146	227,737	28,954
14	333,895	332,882	666,777	459,883	232,146	227,737	28,954
15	333,895	332,882	666,777	459,883	232,146	227,737	28,954
16	333,895	332,882	666,777	459,883	232,146	227,737	28,954
17	333,895	332,882	666,777	459,883	232,146	227,737	28,954
18	333,895	332,882	666,777	459,883	232,146	227,737	28,954
19	333,895	332,882	666,777	459,883	232,146	227,737	28,954
20	333,895	332,882	666,777	459,883	232,146	227,737	28,954
21	333,895	332,882	666,777	459,883	232,146	227,737	28,954
22	333,895	332,882	666,777	459,883	232,146	227,737	28,954
23	333,895	332,882	666,777	459,883	232,146	227,737	28,954
24	333,895	332,882	666,777	459,883	232,146	227,737	28,954
25	333,895	332,882	666,777	459,883	232,146	227,737	28,954
26	333,895	332,882	666,777	459,883	232,146	227,737	28,954
27	333,895	332,882	666,777	459,883	232,146	227,737	28,954
28	333,895	332,882	666,777	459,883	232,146	227,737	28,954
29	333,895	332,882	666,777	459,883	232,146	227,737	28,954
30	333,895	332,882	666,777	459,883	232,146	227,737	28,954
31	333,895	332,882	666,777	459,883	232,146	227,737	28,954
32	333,895	332,882	666,777	459,883	232,146	227,737	28,954
33	333,895	332,882	666,777	459,883	232,146	227,737	28,954
34	333,895	332,882	666,777	459,883	232,146	227,737	28,954
35	333,895	332,882	666,777	459,883	232,146	227,737	28,954
36	333,895	332,882	666,777	459,883	232,146	227,737	28,954
37	333,895	332,882	666,777	459,883	232,146	227,737	28,954
38	333,895	332,882	666,777	459,883	232,146	227,737	28,954
39	333,895	332,882	666,777	459,883	232,146	227,737	28,954
40	333,895	332,882	666,777	459,883	232,146	227,737	28,954
41	333,895	332,882	666,777	459,883	232,146	227,737	28,954
42	333,895	332,882	666,777	459,883	232,146	227,737	28,954
43	333,895	332,882	666,777	459,883	232,146	227,737	28,954
44	333,895	332,882	666,777	459,883	232,146	227,737	28,954
45	333,895	332,882	666,777	459,883	232,146	227,737	28,954
46	333,895	332,882	666,777	459,883	232,146	227,737	28,954
47	333,895	332,882	666,777	459,883	232,146	227,737	28,954
48	333,895	332,882	666,777	459,883	232,146	227,737	28,954
49	333,895	332,882	666,777	459,883	232,146	227,737	28,954
50	333,895	332,882	666,777	459,883	232,146	227,737	28,954
51	333,895	332,882	666,777	459,883	232,146	227,737	28,954
52	333,895	332,882	666,777	459,883	232,146	227,737	28,954
53	333,895	332,882	666,777	459,883	232,146	227,737	28,954
54	333,895	332,882	666,777	459,883	232,146	227,737	28,954
55	333,895	332,882	666,777	459,883	232,146	227,737	28,954
56	333,895	332,882	666,777	459,883	232,146	227,737	28,954
57	333,895	332,882	666,777	459,883	232,146	227,737	28,954
58	333,895	332,882	666,777	459,883	232,146	227,737	28,954
59	333,895	332,882	666,777	459,883	232,146	227,737	28,954
60	333,895	332,882	666,777	459,883	232,146	227,737	28,954
61	333,895	332,882	666,777	459,883	232,146	227,737	28,954
62	333,895	332,882	666,777	459,883	232,146	227,737	28,954
63	333,895	332,882	666,777	459,883	232,146	227,737	28,954
64	333,895	332,882	666,777	459,883	232,146	227,737	28,954
65	333,895	332,882	666,777	459,883	232,146	227,737	28,954
66	333,895	332,882	666,777	459,883	232,146	227,737	28,954
67	333,895	332,882	666,777	459,883	232,146	227,737	28,954
68	333,895	332,882	666,777	459,883	232,146	227,737	28,954
69	333,895	332,882	666,777	459,883	232,146	227,737	28,954
70	333,895	332,882	666,777	459,883	232,146	227,737	28,954
71	333,895	332,882	666,777	459,883	232,146	227,737	28,954
72	333,895	332,882	666,777	459,883	232,146	227,737	28,954
73	333,895	332,882	666,777	459,883	232,146	227,737	28,954
74	333,895	332,882	666,777	459,883	232,146	227,737	28,954
75+	333,895	332,882	666,777	459,883	232,146	227,737	28,954

## COURTS BY COUNTY

	DISTRICT COURTS	COUNTY COURTS	TOTAL COURTS
BELL COUNTY	4	2	6
COLLIN	5	4	9
DENTON	5	4	9
FT. BEND	5*	3	8
MONTGOMERY	5	3	8
WILLIAMSON	3	2	5
TRAVIS	13	6	19

\*includes 2 courts approved by legislature but vetoed by governor

**AVERAGE DAILY  
JAIL POPULATION**  
(APRIL, 97 – APRIL, 98)

MONTH	POPULATION
APRIL, 97	461
MAY, 97	467
JUNE, 97	463
JULY, 97	481
AUGUST, 97	484
SEPTEMBER, 97	482
OCTOBER, 97	475
NOVEMBER, 97	518
DECEMBER, 97	511
JANUARY, 98	496
FEBURARY, 98	514
MARCH, 98	483
APRIL, 98	456

Source: Williamson County Jail

VOL 0097 PAGE 542

Date....	Population	Bookings	Releases
04/01/97	487	27	29
04/02/97	477	19	31
04/03/97	463	17	27
04/04/97	472	36	27
04/05/97	481	36	32
04/06/97	469	20	28
04/07/97	460	19	35
04/08/97	442	17	24
04/09/97	449	31	28
04/10/97	444	23	29
04/11/97	464	49	19
04/12/97	459	14	20
04/13/97	451	12	27
04/14/97	443	19	23
04/15/97	436	16	21
04/16/97	446	31	21
04/17/97	452	27	26
04/18/97	468	42	31
04/19/97	465	28	20
04/20/97	468	23	34
04/21/97	462	28	36
04/22/97	446	20	25
04/23/97	460	39	16
04/24/97	459	15	22
04/25/97	481	44	33
04/26/97	473	25	15
04/27/97	475	17	41
04/28/97	466	32	29
04/29/97	460	23	24
04/30/97	469	33	20
Average Daily Count :	461	782	793

VOL 0097 PAGE 543

Date....	Population	Bookings	Releases
— 05/01/97	475	26	26
05/02/97	511	62	40
05/03/97	498	27	30
— 05/04/97	496	28	44
05/05/97	474	22	33
05/06/97	454	13	12
05/07/97	465	23	23
— 05/08/97	474	32	28
05/09/97	488	42	42
05/10/97	472	26	27
05/11/97	468	23	34
— 05/12/97	457	23	19
05/13/97	457	19	28
05/14/97	455	26	20
05/15/97	459	24	24
— 05/16/97	481	46	43
05/17/97	470	32	25
05/18/97	503	58	63
— 05/19/97	467	27	32
05/20/97	453	18	27
05/21/97	445	19	33
05/22/97	436	24	21
— 05/23/97	481	66	68
05/24/97	450	37	25
05/25/97	456	31	31
05/26/97	453	28	14
— 05/27/97	474	35	50
05/28/97	447	23	24
05/29/97	446	23	22
— 05/30/97	474	50	45
05/31/97	453	24	24
Average Daily Count :	467	957	977

Date....	Population	Bookings	Releases
06/01/97	460	31	30
06/02/97	462	32	28
06/03/97	459	25	35
06/04/97	458	34	29
06/05/97	460	31	25
06/06/97	468	33	33
06/07/97	463	28	16
06/08/97	473	26	45
06/09/97	444	16	27
06/10/97	447	30	29
06/11/97	443	25	31
06/12/97	447	35	35
06/13/97	463	51	37
06/14/97	463	37	27
06/15/97	462	26	37
06/16/97	454	29	35
06/17/97	458	39	22
06/18/97	471	35	39
06/19/97	458	26	30
06/20/97	482	54	43
06/21/97	472	33	28
06/22/97	469	25	35
06/23/97	465	31	27
06/24/97	461	23	26
06/25/97	469	34	25
06/26/97	476	32	32
06/27/97	492	48	44
06/28/97	476	28	25
06/29/97	474	23	37
06/30/97	464	27	32
Average Daily Count :	463	947	944

Date....	Population	Bookings	Releases
07/01/97	476	44	24
07/02/97	481	29	33
07/03/97	481	33	25
07/04/97	497	41	32
07/05/97	503	38	35
07/06/97	497	29	34
07/07/97	486	23	30
07/08/97	479	23	33
07/09/97	475	29	23
07/10/97	483	31	25
07/11/97	501	43	43
07/12/97	485	27	23
07/13/97	494	32	42
07/14/97	477	25	21
07/15/97	483	27	31
07/16/97	485	33	25
07/17/97	487	27	35
07/18/97	490	38	44
07/19/97	484	38	27
07/20/97	484	27	35
07/21/97	475	26	31
07/22/97	473	29	29
07/23/97	471	27	34
07/24/97	460	23	26
07/25/97	484	50	25
07/26/97	490	31	25
07/27/97	493	28	44
07/28/97	472	23	24
07/29/97	469	21	35
07/30/97	455	21	20
07/31/97	471	36	31
Average Daily Count :	481	952	944

Williamson County Sheriff's Department LAW ENFORCEMENT

23 OCT 1997

Daily Jail Count/Average for 08/01/97 to 08/31/97

SG, INC.

Facility:

PAGE 1

VOL 0097 PAGE 546

Date	Population	Bookings	Releases
08/01/97	503	63	41
08/02/97	491	29	40
08/03/97	485	34	32
08/04/97	477	24	32
08/05/97	472	27	31
08/06/97	465	24	20
08/07/97	477	32	28
08/08/97	487	38	44
08/09/97	487	44	26
08/10/97	487	26	35
08/11/97	474	22	18
08/12/97	487	31	37
08/13/97	478	28	27
08/14/97	486	35	25
08/15/97	508	47	43
08/16/97	496	31	16
08/17/97	496	16	37
08/18/97	494	35	28
08/19/97	499	33	28
08/20/97	490	19	31
08/21/97	475	16	25
08/22/97	497	47	39
08/23/97	491	33	34
08/24/97	496	39	47
08/25/97	473	24	32
08/26/97	461	20	23
08/27/97	462	24	15
08/28/97	458	11	19
08/29/97	487	48	28
08/30/97	499	40	33
08/31/97	489	23	38
Average Daily Count :	484	963	952

Date....	Population	Bookings	Releases
09/01/97	473	22	13
09/02/97	490	30	31
09/03/97	479	20	20
09/04/97	477	18	19
09/05/97	496	38	33
09/06/97	488	25	19
09/07/97	500	31	37
09/08/97	485	22	33
09/09/97	474	22	26
09/10/97	469	21	15
09/11/97	480	26	28
09/12/97	495	43	38
09/13/97	476	19	14
09/14/97	483	21	30
09/15/97	477	24	21
09/16/97	482	26	25
09/17/97	491	34	33
09/18/97	478	20	26
09/19/97	506	54	53
09/20/97	478	25	17
09/21/97	489	28	33
09/22/97	478	22	27
09/23/97	469	18	17
09/24/97	478	26	27
09/25/97	473	22	19
09/26/97	490	36	27
09/27/97	487	24	26
09/28/97	481	20	32
09/29/97	478	29	21
09/30/97	479	22	26
Average Daily Count :	482	788	786

VOL 0097 PAGE 548

Date....	Population	Bookings	Releases
10/01/97	471	18	29
10/02/97	459	17	29
10/03/97	464	34	20
10/04/97	473	29	22
10/05/97	472	21	38
10/06/97	459	25	26
10/07/97	458	25	33
10/08/97	446	21	16
10/09/97	466	36	35
10/10/97	472	41	23
10/11/97	471	22	21
10/12/97	468	18	30
10/13/97	456	18	17
10/14/97	462	23	26
10/15/97	465	29	32
10/16/97	458	25	24
10/17/97	484	50	32
10/18/97	483	31	22
10/19/97	489	28	43
10/20/97	475	29	36
10/21/97	470	31	21
10/22/97	478	29	30
10/23/97	473	25	26
10/24/97	487	40	29
10/25/97	493	35	24
10/26/97	487	18	34
10/27/97	480	27	19
10/28/97	491	30	37
10/29/97	487	33	24
10/30/97	502	39	34
10/31/97	528	60	32
Average Daily Count :	475	907	364

Williamson County Sheriff's Department LAW ENFORCEMENT

Daily Jail Count/Average for 11/01/97 to 11/30/97

SG, INC.

Facility:

26 DEC 1997  
VOL 0097 PAGE 549  
PAGE 1

Date....	Population	Bookings	Releases
11/01/97	528	32	32
11/02/97	511	15	27
11/03/97	513	29	37
11/04/97	503	27	19
11/05/97	508	24	30
11/06/97	510	32	27
11/07/97	515	32	28
11/08/97	523	36	22
11/09/97	518	17	34
11/10/97	510	26	34
11/11/97	490	14	17
11/12/97	506	33	19
11/13/97	518	31	29
11/14/97	544	55	35
11/15/97	537	28	22
11/16/97	549	34	44
11/17/97	536	31	35
11/18/97	513	12	26
11/19/97	510	23	12
11/20/97	516	18	26
11/21/97	538	48	36
11/22/97	536	34	35
11/23/97	544	43	47
11/24/97	528	31	33
11/25/97	518	23	24
11/26/97	511	17	37
11/27/97	494	20	20
11/28/97	503	29	14
11/29/97	521	32	24
11/30/97	516	19	30
Average Daily Count :	518	845	855

Williamson County Sheriff's Department L A W   E N F O R C E M E N T

08 JAN 1999

IG, INC.

Daily Jail Count/Average for 12/01/97 to 12/31/97

Facility:

PAGE

1

VOL 0097 PAGE 550

Date....	Population	Bookings	Releases
12/01/97	517	29	35
12/02/97	509	27	24
12/03/97	514	29	13
12/04/97	529	28	21
12/05/97	561	53	43
12/06/97	550	32	25
12/07/97	557	32	65
12/08/97	506	14	21
12/09/97	509	24	23
12/10/97	516	30	27
12/11/97	508	19	24
12/12/97	537	53	36
12/13/97	548	47	34
12/14/97	546	32	49
12/15/97	528	31	44
12/16/97	512	28	33
12/17/97	503	24	24
12/18/97	513	34	21
12/19/97	544	52	52
12/20/97	517	25	26
12/21/97	511	20	40
12/22/97	502	31	41
12/23/97	476	15	21
12/24/97	477	22	29
12/25/97	453	5	6
12/26/97	484	37	10
12/27/97	493	19	15
12/28/97	502	24	38
12/29/97	491	27	24
12/30/97	484	17	27
12/31/97	471	14	17
Average Daily Count :	511	874	508

28.54 - 28.55

Williamson County Sheriff's Department LAW ENFORCEMENT

Daily Jail Count/Average for 01/01/98 to 01/31/98

G, INC.

Facility:

PAGE

Date....	Population	Bookings	Releases
01/01/98	497	38	20
01/02/98	518	41	42
01/03/98	510	34	26
01/04/98	535	51	48
01/05/98	509	22	44
01/06/98	494	29	23
01/07/98	503	32	28
01/08/98	505	30	38
01/09/98	526	59	37
01/10/98	525	36	22
01/11/98	528	25	50
01/12/98	508	30	34
01/13/98	506	32	39
01/14/98	492	25	19
01/15/98	499	26	33
01/16/98	515	49	60
01/17/98	487	32	28
01/18/98	490	31	48
01/19/98	458	16	18
01/20/98	468	28	48
01/21/98	459	39	26
01/22/98	454	21	17
01/23/98	500	63	33
01/24/98	499	32	27
01/25/98	512	40	63
01/26/98	476	27	30
01/27/98	467	21	21
01/28/98	469	23	22
01/29/98	481	34	26
01/30/98	513	58	39
01/31/98	502	28	32
Average Daily Count :	496	1052	1041

33.9

33.5

42

121

VOL 0097 PAGE 552

Williamson County Sheriff's Department L A W E N F O R C E M E N T

Daily Jail Count/Average for 02/01/98 to 02/28/98

G, INC.

Facility:

PAGE

Date....	Population	Bookings	Releases
02/01/98	492	24	30
02/02/98	490	28	25
02/03/98	490	25	26
02/04/98	493	29	20
02/05/98	504	31	26
02/06/98	538	60	36
02/07/98	543	41	28
02/08/98	546	31	52
02/09/98	511	17	37
02/10/98	497	23	18
02/11/98	513	34	24
02/12/98	516	27	36
02/13/98	533	53	40
02/14/98	521	28	35
02/15/98	517	31	40
02/16/98	507	30	21
02/17/98	514	23	22
02/18/98	511	19	38
02/19/98	507	34	25
02/20/98	538	56	33
02/21/98	537	32	25
02/22/98	534	22	48
02/23/98	514	28	38
02/24/98	500	24	32
02/25/98	497	29	24
02/26/98	507	34	33
02/27/98	523	49	49
02/28/98	522	46	32
Average Daily Count :	514	915	893

32.6

31.8

43

122

VOL 0097 PAGE 553

Williamson County Sheriff's Department L A W E N F O R C E M E N T  
Daily Jail Count/Average for 03/01/98 to 03/31/98  
MSG, INC. Facility:

PAGE

Date.....	Population	Bookings	Releases
03/01/98	513	18	52
03/02/98	493	32	32
03/03/98	497	36	26
03/04/98	509	38	36
03/05/98	516	43	39
03/06/98	529	52	45
03/07/98	510	26	24
03/08/98	508	22	41
03/09/98	488	21	32
03/10/98	480	24	17
03/11/98	484	21	27
03/12/98	492	35	28
03/13/98	509	45	47
03/14/98	492	30	32
03/15/98	481	21	40
03/16/98	461	20	22
03/17/98	465	26	20
03/18/98	485	40	31
03/19/98	482	28	40
03/20/98	505	63	46
03/21/98	494	35	35
03/22/98	485	26	41
03/23/98	465	21	38
03/24/98	453	26	35
03/25/98	453	35	31
03/26/98	450	28	30
03/27/98	464	44	27
03/28/98	464	27	27
03/29/98	458	21	31
03/30/98	461	34	38
03/31/98	452	29	26
Average Daily Count :	483	967	1036

Williamson County Sheriff's Department L A W E N F O R C E M E N T

Daily Jail Count/Average for 04/01/98 to 04/23/98

FSG, INC.

Facility:

PAGE

VOL 0097 PAGE 554

Date.....	Population	Bookings	Releases
04/01/98	453	27	31
04/02/98	458	36	33
04/03/98	464	39	34
04/04/98	463	33	25
04/05/98	465	27	35
04/06/98	464	34	36
04/07/98	465	37	38
04/08/98	462	35	46
04/09/98	448	32	29
04/10/98	452	33	22
04/11/98	463	33	26
04/12/98	460	23	32
04/13/98	456	28	39
04/14/98	443	26	24
04/15/98	458	39	34
04/16/98	461	37	44
04/17/98	459	42	30
04/18/98	458	29	25
04/19/98	465	32	42
04/20/98	453	30	46
04/21/98	439	32	27
04/22/98	447	35	27
04/23/98	453	33	30

Average Daily Count :

456

752

755

TEXAS COMMISSION ON JAIL STANDARDS  
JAIL POPULATION REPORT  
April 1, 1998

Statewide Jail Population Report April, 1, 1998

VOL 0097 PAGE 555

COUNTY	FELONS																
	Pretrial							Convicted							Convicted Sentenced to County Jail Time		
	Inmates Held				Elsewhere			Inmates Held				Elsewhere			Total		Total
	Local		Contract		M		F	Local		Contract		M		F	Local		Total
	M	F	M	F	M	F		M	F	M	F	M	F		M	F	
Anderson	46	6	0	0	0	0	52	4	0	0	0	0	0	0	4	0	0
Andrews	15	5	0	0	0	1	21	4	0	0	0	0	0	0	4	0	0
Angelina	36	1	0	0	0	0	37	15	1	0	0	0	0	0	16	6	9
Aransas	3	0	0	0	0	2	5	3	0	0	0	1	0	0	4	0	0
Archer	2	0	0	0	0	1	3	3	3	0	0	3	0	0	9	0	0
Armstrong	0	0	0	0	0	0	0	3	0	0	0	0	0	0	3	0	0
Atascosa	27	1	8	0	0	0	28	13	2	4	3	0	0	0	15	12	12
Austin	9	1	0	0	0	0	10	2	0	0	0	0	0	0	2	5	6
Bailey	13	0	0	0	0	0	13	0	0	0	0	0	0	0	0	0	0
Bandera	2	0	0	0	0	0	3	5	0	0	0	1	0	0	6	0	0
Bastrop	22	2	0	0	0	0	24	10	1	0	0	0	0	0	11	5	6
Baylor	3	0	3	0	0	0	3	3	0	0	0	0	0	0	3	0	0
Bee	18	2	0	0	0	0	20	3	0	0	0	0	0	0	3	0	0
Bell	186	26	0	0	0	0	212	107	10	0	0	0	0	0	117	8	9
Bexar	638	50	0	0	0	0	688	320	68	0	0	0	0	0	388	151	169
Blanco	1	1	0	0	0	0	2	1	0	0	0	0	0	0	1	0	0
Borden	0	0	0	0	0	0	0	0	0	0	0	0	0	0	0	0	0
Bosque	12	1	0	0	0	0	13	1	0	0	0	0	0	0	1	0	0
Bowie	118	12	0	0	0	0	130	31	5	230	0	0	0	0	36	0	0
Brazoria	219	17	0	0	0	0	236	43	1	0	0	0	0	0	44	7	8
Brazos	101	15	0	0	0	0	116	43	2	0	0	0	0	0	45	17	19
Brewster	9	0	0	0	0	0	9	1	0	0	0	0	0	0	1	3	3
Briscoe	0	0	0	0	0	1	1	0	0	0	0	0	0	0	0	0	0
Brooks	0	0	0	0	0	0	0	2	0	0	0	0	0	0	2	0	0
Brown	29	1	0	0	0	0	30	14	0	0	0	0	0	0	14	1	1
Burleson	0	1	0	0	0	0	1	6	4	0	0	0	0	0	10	1	1
Burnet	24	1	0	0	0	0	25	0	0	0	0	0	0	0	0	5	6

TEXAS COMMISSION ON JAIL STANDARDS  
JAIL POPULATION REPORT  
April 1, 1998

COUNTY	FELONS															
	Pretrial								Convicted							
	Inmates Held								Inmates Held							
	Local				Elsewhere				Local				Elsewhere			
	Contract		F		M		F		Contract		M		F		M	
	M	F	M	F	M	F	M	F	M	F	M	F	M	F	M	F
	41	0	0	0	0	0	41	0	27	2	0	0	0	0	29	5
	24	0	0	0	10	3	37	0	0	0	0	0	0	0	0	0
	1	0	0	0	0	0	1	1	1	0	0	0	0	0	1	0
	259	18	0	0	0	0	277	113	9	0	0	0	0	0	122	11
	2	0	0	0	0	0	2	4	0	0	0	0	0	0	4	0
	5	1	0	0	0	0	6	1	1	0	0	0	0	0	2	1
	17	0	0	0	0	0	17	5	0	0	0	0	0	0	5	1
	5	1	0	0	1	0	7	2	0	0	0	0	0	0	2	0
	25	2	0	0	0	0	27	15	1	0	0	0	0	0	16	2
	38	4	0	0	0	0	42	8	0	0	0	0	0	0	8	0
	3	0	1	0	0	0	3	0	0	0	0	0	0	0	0	0
	5	3	0	0	0	0	8	2	0	0	0	0	0	0	2	1
	1	0	0	0	0	0	1	2	0	0	0	0	0	0	2	0
	0	0	0	0	2	0	2	0	0	0	0	0	2	0	0	0
	4	0	0	0	1	0	5	0	0	0	0	0	0	0	0	0
	177	16	0	0	0	0	193	74	4	0	0	0	0	0	78	24
	3	1	0	0	0	0	4	0	0	0	0	0	0	0	0	0
	18	7	0	0	0	0	25	5	0	0	0	0	0	0	5	0
	46	6	0	0	0	0	52	16	1	0	0	0	0	0	17	4
	6	0	0	0	0	0	6	5	0	0	0	0	0	0	5	0
	0	0	0	0	5	2	7	0	0	0	0	0	1	0	1	0
	24	8	0	0	1	0	33	9	1	0	0	0	0	0	10	0
	40	4	0	0	0	0	44	5	0	0	0	0	0	0	5	1
	0	0	0	0	0	0	0	0	0	0	0	0	0	0	0	0
	2	0	0	1	0	0	2	2	1	3	0	0	0	0	3	1
	8	1	0	0	0	0	9	0	0	0	0	0	0	0	0	0
	4	1	0	0	0	0	5	1	0	0	0	0	0	0	1	0

TEXAS COMMISSION ON JAIL STANDARDS  
JAIL POPULATION REPORT  
April 1, 1998

VOL 0097 PAGE 557

COUNTY	FELONS																			
	Pretrial										Convicted									
	Inmates Held					Total	Inmates Held					Total								
	Contract			Elsewhere			Contract			Elsewhere										
	Local	M	F	M	F		Local	M	F	M	F									
M	F	M	F	M	F	M	F	M	F	M	F	M	F	M	F	M	F	M	F	
Culberson	0	0	0	0	0	0	0	0	0	0	0	0	0	0	0	0	0	0	0	0
Dallam	1	1	0	0	0	0	2	1	0	0	0	0	0	0	0	1	1	0	0	2
Dallas	1373	153	0	0	0	0	1526	500	91	0	0	0	0	0	0	591	292	28	0	320
Dawson	15	0	4	0	0	0	15	3	0	0	0	0	0	0	0	3	0	0	0	0
Deaf Smith	35	1	1	0	0	0	36	5	4	0	0	0	0	0	0	9	3	0	0	3
Delta	0	0	0	0	0	0	0	0	0	0	0	0	0	0	0	0	0	0	0	0
Denton	203	31	0	0	0	0	234	80	8	0	0	0	0	0	0	88	27	7	0	34
DeWitt	10	1	0	0	0	0	11	2	1	0	0	0	0	0	0	3	0	0	0	0
Dickens	2	0	0	0	0	0	2	0	0	0	0	0	0	0	0	0	0	0	0	0
Dimmit	8	0	0	0	0	0	8	3	0	0	0	0	0	0	0	3	0	0	0	0
Donley	3	1	0	0	0	0	4	0	0	0	0	0	0	0	0	0	1	0	0	1
Duval	9	0	0	0	0	0	10	3	0	0	0	0	0	0	0	3	0	0	0	0
Eastland	10	1	0	0	0	0	11	1	0	0	0	0	0	0	0	1	0	0	0	0
Ector	100	10	0	0	0	0	110	36	3	0	0	0	0	0	0	39	0	0	0	0
Edwards	2	0	0	0	0	0	2	0	0	0	0	0	0	0	0	0	1	0	0	1
El Paso	502	54	0	0	0	0	556	185	3	0	0	0	0	0	0	188	71	4	0	75
Ellis	58	6	0	0	0	0	64	27	0	0	0	0	0	0	0	27	2	0	0	2
Erath	20	0	0	0	0	0	20	5	0	0	0	0	0	0	0	5	0	0	0	0
Falls	14	2	0	0	0	0	16	3	1	0	0	0	0	0	0	4	0	0	0	0
Fannin	15	2	0	0	0	0	17	17	0	0	0	0	0	0	0	17	1	0	0	1
Fayette	6	0	0	0	0	0	6	4	0	0	0	0	0	0	0	4	9	0	0	9
Fisher	3	0	0	0	0	0	3	3	0	0	0	0	0	0	0	3	0	0	0	0
Floyd	8	1	0	0	0	0	9	1	0	0	0	0	0	0	0	1	2	0	0	2
Foard	0	0	0	0	0	0	0	0	0	0	0	0	0	0	0	1	0	0	0	0
Fort Bend	109	10	0	0	0	0	119	60	3	0	0	0	0	0	0	63	10	0	0	10
Franklin	6	2	0	0	0	0	9	5	0	0	0	0	0	0	0	5	1	0	0	1
Freestone	7	1	0	0	0	0	8	10	1	0	0	0	0	0	0	11	0	1	0	1

TEXAS COMMISSION ON JAIL STANDARDS  
JAIL POPULATION REPORT  
April 1, 1998

COUNTY	FELONS																																			
	Pretrial												Convicted																							
	Inmates Held						Total						Inmates Held						Total																	
	Local			Elsewhere			Pretrial			Local			Elsewhere			Total			Local			Elsewhere			Total											
	Contract		F		M		F		M		F		Contract		F		M		F		M		F		Contract		F		M		F		M		F	
	M	F	M	F	M	F	M	F	M	F	M	F	M	F	M	F	M	F	M	F	M	F	M	F	M	F	M	F	M	F	M	F	M	F		
Gaines	10	5	4	0	0	0	0	15	0	0	0	0	0	0	0	0	0	0	0	0	0	0	0	0	0	0	0	0	0	0	0	0	0	0		
Galveston	281	38	0	0	0	0	0	319	104	11	0	0	0	0	0	0	0	0	0	0	0	0	0	0	0	0	0	0	0	0	0	0	0	0	19	
Garza	5	0	0	0	4	0	0	9	0	0	0	0	0	0	0	0	0	0	0	0	0	0	0	0	0	0	0	0	0	0	0	0	0	0		
Gillespie	6	0	0	0	0	0	0	6	0	0	0	0	0	0	0	0	0	0	0	0	0	0	0	0	0	0	0	0	0	0	0	0	0	1		
Glasscock	0	0	0	0	0	0	0	0	0	0	0	0	0	0	0	0	0	0	0	0	0	0	0	0	0	0	0	0	0	0	0	0	0	0		
Goliad	7	0	11	0	0	0	0	7	0	0	0	0	0	0	0	0	0	0	0	0	0	0	0	0	0	0	0	0	0	0	0	0	0	0		
Gonzales	5	1	0	0	0	0	0	6	3	0	0	0	0	0	0	0	0	0	0	0	0	0	0	0	0	0	0	0	0	0	0	0	0	1		
Gray	12	2	0	0	0	0	0	14	9	0	0	0	0	0	0	0	0	0	0	0	0	0	0	0	0	0	0	0	0	0	0	0	0	1		
Grayson	72	9	0	0	0	0	0	81	29	0	0	0	0	0	0	0	0	0	0	0	0	0	0	0	0	0	0	0	0	0	0	0	0	6		
Gregg	69	14	0	0	0	0	0	83	48	3	0	0	0	0	0	0	0	0	0	0	0	0	0	0	0	0	0	0	0	0	0	0	0	7		
Grimes	14	2	0	0	0	0	0	16	3	0	0	0	0	0	0	0	0	0	0	0	0	0	0	0	0	0	0	0	0	0	0	0	0	0		
Guadalupe	33	0	0	0	0	0	0	33	17	3	0	0	0	0	0	0	0	0	0	0	0	0	0	0	0	0	0	0	0	0	0	0	0	4		
Hale	31	3	0	0	0	0	0	34	31	1	0	0	0	0	0	0	0	0	0	0	0	0	0	0	0	0	0	0	0	0	0	0	0	11		
Hall	0	0	0	0	1	0	0	1	3	0	0	0	0	0	0	0	0	0	0	0	0	0	0	0	0	0	0	0	0	0	0	0	0	0		
Hamilton	3	2	0	0	0	0	0	5	1	0	0	0	0	0	0	0	0	0	0	0	0	0	0	0	0	0	0	0	0	0	0	0	0	0		
Hansford	5	1	0	0	0	0	0	6	0	0	0	0	0	0	0	0	0	0	0	0	0	0	0	0	0	0	0	0	0	0	0	0	0	0		
Hardeman	1	0	0	0	0	0	0	1	0	0	0	0	0	0	0	0	0	0	0	0	0	0	0	0	0	0	0	0	0	0	0	0	0	0		
Hardin	38	4	0	0	0	0	0	42	8	0	0	0	0	0	0	0	0	0	0	0	0	0	0	0	0	0	0	0	0	0	0	0	0	2		
Harris	1758	195	0	0	0	0	0	1953	1035	142	0	0	0	0	0	0	0	0	0	0	0	0	0	0	0	0	0	0	0	0	0	0	0	930		
Harrison	42	5	0	0	0	0	0	47	9	0	0	0	0	0	0	0	0	0	0	0	0	0	0	0	0	0	0	0	0	0	0	0	0	3		
Hartley	0	1	0	0	0	0	0	1	0	0	0	0	0	0	0	0	0	0	0	0	0	0	0	0	0	0	0	0	0	0	0	0	0	0		
Haskell	1	0	0	0	0	0	0	1	1	0	0	0	0	0	0	0	0	0	0	0	0	0	0	0	0	0	0	0	0	0	0	0	0	0		
Hays	57	8	0	0	0	0	0	65	15	2	0	0	0	0	0	0	0	0	0	0	0	0	0	0	0	0	0	0	0	0	0	0	0	23		
Hemphill	0	0	1	0	0	0	0	0	0	0	0	0	0	0	0	0	0	0	0	0	0	0	0	0	0	0	0	0	0	0	0	0	0	0		
Henderson	41	3	0	0	0	0	0	44	18	0	0	0	0	0	0	0	0	0	0	0	0	0	0	0	0	0	0	0	0	0	0	0	0	5		
Hidalgo	253	10	0	0	0	0	0	265	39	5	0	0	0	0	0	0	0	0	0	0	0	0	0	0	0	0	0	0	0	0	0	0	0	3		
Hill	13	2	0	0	0	0	0	15	4	1	0	0	0	0	0	0	0	0	0	0	0	0	0	0	0	0	0	0	0	0	0	0	0	22		

49

TEXAS COMMISSION ON JAIL STANDARDS  
JAIL POPULATION REPORT  
April 1, 1998

COUNTY	FELONS																							
	Pretrial										Convicted													
	Inmates Held					Total					Inmates Held					Total								
	Local		Elsewhere			Pretrial	Local		Contract			Elsewhere			Total	Local		Contract			Elsewhere			Total
	M	F	M	F	M		F	M	F	M	F	M	F	M		F	M	F	M	F	M	F		
Hockley	11	2	14	1	0	0	13	5	0	0	0	0	0	0	5	0	0	0	0	0	0	0	0	
Hood	18	2	0	0	0	0	20	8	1	0	0	0	0	0	9	11	0	0	0	0	0	0	11	
Hopkins	28	7	0	0	0	0	35	3	0	0	0	0	0	0	3	0	0	0	0	0	0	0	0	
Houston	15	2	0	0	0	0	17	20	4	0	0	0	0	0	24	0	0	0	0	0	0	0	0	
Howard	8	0	0	0	0	0	8	6	0	0	0	0	0	0	6	12	0	0	0	0	0	0	12	
Hudspeth	8	0	0	0	0	0	8	0	0	0	0	0	0	0	0	0	0	0	0	0	0	0	0	
Hunt	29	4	0	0	0	0	33	8	0	0	0	0	0	0	8	1	1	0	0	0	0	0	2	
Hutchinson	12	4	26	0	0	0	16	2	0	0	0	0	0	0	2	3	1	0	0	0	0	0	4	
Irion	0	0	0	0	0	0	0	0	0	0	0	0	1	0	1	0	0	0	0	0	0	0	0	
Jack	9	2	0	0	0	0	11	0	0	0	0	0	0	0	0	0	0	0	0	0	0	0	0	
Jackson	10	1	0	0	0	0	11	4	3	0	0	0	0	0	7	1	0	0	0	0	0	0	1	
Jasper	16	2	0	0	0	0	18	9	0	0	0	0	0	0	9	1	0	0	0	0	0	0	1	
Jeff Davis	0	0	0	0	2	1	3	0	0	0	0	0	0	0	0	0	0	0	0	0	0	0	0	
Jefferson	262	33	0	0	0	0	295	245	15	0	0	0	0	0	260	7	2	0	0	0	0	0	9	
Jim Hogg	3	0	0	0	0	0	3	5	0	1	0	0	0	0	5	0	0	0	0	0	0	0	0	
Jim Wells	11	2	0	0	2	0	15	1	0	0	0	0	1	0	2	1	0	0	0	0	0	0	1	
Johnson	60	11	0	0	0	0	71	25	2	0	0	0	0	0	27	5	0	0	0	0	0	0	5	
Jones	10	1	0	0	0	0	11	1	0	0	0	0	0	0	1	2	0	0	0	0	0	0	2	
Karnes	6	0	0	0	2	0	8	0	0	0	0	0	0	0	0	0	0	0	0	0	0	0	0	
Kaufman	58	10	0	0	0	0	68	14	4	0	0	0	0	0	18	1	0	0	0	0	0	0	1	
Kendall	3	0	0	0	0	0	3	1	0	0	0	0	0	0	1	0	0	0	0	0	0	0	0	
Kenedy	0	0	0	0	0	0	0	0	0	0	0	0	0	0	0	0	0	0	0	0	0	0	0	
Kent	0	0	0	0	0	0	0	0	0	0	0	0	0	0	0	0	0	0	0	0	0	0	0	
Kerr	31	6	0	1	0	0	37	4	0	0	0	0	0	0	4	0	0	0	0	0	0	0	0	
Kimble	5	0	0	0	0	0	5	1	0	0	0	0	0	0	1	2	0	0	0	0	0	0	2	
King	0	0	0	0	0	0	0	0	0	0	0	0	0	0	0	0	0	0	0	0	0	0	0	
Kinney	3	0	0	0	0	0	3	0	0	0	0	0	0	0	0	0	0	0	0	0	0	0	0	

TEXAS COMMISSION ON JAIL STANDARDS  
JAIL POPULATION REPORT  
April 1, 1998

COUNTY	FELONS																					
	Pretrial										Convicted										Convicted Sentenced to	
	Inmates Held						Total				Inmates Held						Total				County Jail Time	
	Local		Contract		Elsewhere		Pretrial	Local		Contract		Elsewhere		Total	Local		Contract		Total			
	M	F	M	F	M	F		M	F	M	F	M	F		M	F	M	F				
		26	4	0	0	0	0	30	18	0	0	0	0	18	0	13	0	0	0	13		
Kieberg	0	1	0	0	0	0	1	0	0	0	0	0	0	0	0	0	0	0	0			
Knox	0	0	0	0	0	0	8	0	0	0	0	7	0	7	0	0	0	0	0			
La Salle	45	3	0	0	0	0	48	10	2	0	0	0	0	12	18	3	0	0	21			
Lamar	14	0	0	0	5	0	19	2	2	0	0	1	0	5	2	0	0	0	2			
Lamb	7	1	0	0	0	0	8	1	0	0	0	0	0	1	0	0	0	0	0			
Lampasas	7	0	0	0	0	0	7	2	0	0	0	0	0	2	1	0	0	0	1			
Lavaca	6	0	0	0	0	0	6	1	0	0	0	0	0	1	0	0	0	0	0			
Lee	15	2	0	0	0	0	17	0	0	0	0	0	0	0	1	0	0	0	1			
Leon	12	2	0	0	0	0	14	11	0	0	0	0	0	11	2	0	0	0	2			
Limestone	0	0	0	0	0	0	0	0	0	0	0	0	0	0	0	0	0	0	0			
Lipscomb	5	2	0	0	1	2	10	4	1	0	0	8	0	13	0	0	0	0	0			
Live Oak	4	0	0	0	0	0	4	2	0	0	0	0	0	2	1	0	0	0	1			
Llano	0	0	0	0	0	0	0	0	0	0	0	0	0	0	0	0	0	0	0			
Loving	275	38	0	0	0	0	313	125	12	0	0	0	0	137	0	0	0	0	0			
Lubbock	7	0	0	0	0	0	7	0	0	0	0	0	0	0	0	0	0	0	0			
Lynn	11	2	0	0	0	0	13	7	0	0	0	0	0	7	2	0	0	0	2			
Madison	4	0	0	0	0	0	4	4	0	0	0	0	0	4	0	0	0	0	0			
Marion	0	0	0	0	0	0	0	1	0	0	0	0	0	1	0	0	0	0	0			
Martin	1	0	0	0	0	0	1	0	0	0	0	0	0	0	0	0	0	0	0			
Mason	36	4	0	0	1	0	41	0	1	0	0	0	0	1	3	0	0	0	3			
Matagorda	49	0	0	0	0	0	49	1	1	0	0	0	0	2	0	0	0	0	0			
Maverick	0	1	5	2	0	0	1	2	0	0	1	0	0	2	0	0	0	0	0			
McCulloch	143	21	0	0	0	0	164	95	5	0	0	0	0	100	21	4	0	0	25			
McLennan	0	0	0	0	0	0	0	0	0	0	0	0	0	0	0	0	0	0	0			
McMullen	11	0	0	0	12	2	25	3	0	0	0	6	0	9	0	0	0	0	0			
Medina	2	0	0	0	0	0	2	4	0	0	0	0	0	4	0	0	0	0	0			
Menard																						

51

TEXAS COMMISSION ON JAIL STANDARDS  
JAIL POPULATION REPORT  
April 1, 1998

COUNTY	FELONS															
	Pretrial								Convicted							
	Inmates Held								Inmates Held							
	Local				Elsewhere				Local				Elsewhere			
	M	F	M	F	M	F	M	F	M	F	M	F	M	F	M	F
Midland	77	9	0	0	0	0	86	0	36	8	0	0	0	0	44	17
Milam	23	0	0	0	0	0	23	0	5	0	0	0	0	0	5	0
Mills	0	0	0	0	0	0	0	0	0	0	0	0	0	0	0	1
Mitchell	3	2	0	0	0	0	5	0	3	0	0	0	0	0	3	0
Montague	4	1	0	0	0	0	5	0	4	1	0	0	0	0	5	0
Montgomery	185	24	0	0	0	0	209	0	64	5	0	0	0	0	69	9
Moore	6	1	13	0	0	0	7	0	2	0	2	0	0	0	2	3
Morris	7	2	0	0	0	0	9	0	5	1	0	0	0	0	6	0
Motley	0	0	0	0	0	0	0	0	0	0	0	0	0	0	0	0
Nacogdoch	44	7	0	0	0	0	51	0	8	1	0	0	0	0	9	0
Navarro	21	4	0	0	0	0	25	0	13	1	0	0	0	0	14	16
Newton	3	0	0	0	0	6	9	0	0	0	0	0	2	0	2	0
Nolan	7	2	0	0	0	0	9	0	4	0	0	0	0	0	4	0
Nueces	168	28	4	0	0	0	196	0	103	6	2	0	0	0	109	41
Ochiltree	18	3	0	0	0	0	21	0	5	2	0	0	0	0	7	1
Oldham	1	0	0	0	0	0	1	0	2	0	0	0	0	0	2	0
Orange	68	10	0	0	0	0	78	0	29	2	0	0	0	0	31	5
Palo Pinto	17	6	0	0	0	0	23	0	11	1	0	0	0	0	12	11
Panola	16	0	0	0	0	0	16	0	6	1	0	0	0	0	7	3
Parker	47	8	0	0	0	0	55	0	15	2	0	0	0	0	17	0
Parmer	6	0	0	0	0	0	6	0	0	0	0	0	0	0	0	0
Pecos	7	1	0	0	0	0	8	0	7	0	0	0	0	0	7	0
Polk	38	1	0	0	0	0	39	0	3	0	0	0	0	0	3	0
Potter	154	31	0	0	0	0	185	0	48	10	0	0	0	0	58	18
Presidio	9	1	1	0	0	0	10	0	2	0	0	0	0	0	2	0
Rains	2	2	0	0	0	0	4	0	1	1	0	0	0	0	2	1
Randall	43	6	0	0	0	39	88	0	2	0	0	0	2	0	4	0

TEXAS COMMISSION ON JAIL STANDARDS  
JAIL POPULATION REPORT  
April 1, 1998

COUNTY	FELONS															
	Pretrial								Convicted							
	Inmates Held								Inmates Held							
	Local				Elsewhere				Local				Elsewhere			
	M	F	M	F	M	F	M	F	M	F	M	F	M	F	M	F
Reagan	0	0	0	0	0	0	0	0	0	0	0	0	0	0	0	0
Real	1	0	0	0	6	0	7	0	0	0	0	0	0	0	0	0
Red River	5	0	0	0	0	0	5	0	1	0	0	0	0	0	0	0
Reeves	4	0	0	0	0	0	4	0	13	1	0	0	0	0	14	0
Refugio	14	0	0	0	0	0	14	0	12	1	1	0	0	0	13	2
Roberts	0	0	0	0	0	0	0	0	0	0	0	0	0	0	0	0
Robertson	2	1	0	0	0	0	3	0	3	0	0	0	0	0	3	0
Rockwall	56	0	0	0	0	0	56	0	16	2	0	0	0	0	18	0
Runnels	15	2	1	0	0	0	17	0	4	0	0	0	0	0	4	0
Rusk	18	0	0	0	0	0	18	0	8	0	0	0	0	0	8	1
Sabine	3	0	0	0	0	0	3	0	1	0	0	0	0	0	1	0
San August	0	0	0	0	0	0	0	0	2	0	0	0	0	0	2	0
San Jacinto	8	0	0	0	0	0	8	0	0	0	0	0	0	0	4	0
San Patrici	28	3	0	0	0	0	31	0	22	4	0	0	0	0	26	7
San Saba	4	0	0	0	1	0	5	0	0	0	0	0	0	0	0	0
Schleicher	0	0	0	0	0	0	0	0	2	1	6	0	0	0	3	0
Scurry	13	1	0	0	0	0	14	0	5	0	0	0	0	0	5	3
Shackelfor	2	0	0	0	0	0	2	0	3	0	0	0	0	0	3	1
Shelby	11	0	0	0	0	0	11	0	7	0	0	0	0	0	7	0
Sherman	1	0	0	0	0	0	1	0	0	0	0	0	0	0	0	0
Smith	199	29	0	0	0	0	228	0	83	10	0	0	0	0	93	9
Somervell	6	0	0	0	0	0	6	0	2	0	0	0	0	0	2	0
Starr	41	6	0	0	0	0	47	0	0	0	0	0	0	0	0	0
Stephens	6	1	0	0	0	0	7	0	6	0	0	0	0	0	6	0
Sterling	0	0	0	0	0	0	0	0	0	0	0	0	0	0	0	0
Stonewall	0	0	0	0	0	0	0	0	1	0	0	0	0	0	1	0
Sutton	4	0	0	0	0	0	4	0	0	0	0	0	0	0	0	0

TEXAS COMMISSION ON JAIL STANDARDS  
JAIL POPULATION REPORT  
April 1, 1998

COUNTY	FELONS																				Convicted Sentenced to County Jail Time				
	Pretrial										Convicted														
	Inmates Held					Elsewhere					Total	Inmates Held					Elsewhere					Total			
	Local		Contract			F		M			F		M			F		M			F		M		
	M	F	M	F	M	F	M	F	M	F	M	F	M	F	M	F	M	F	M	F	M	F	M	F	
Swisher	7	0	1	0	0	0	7	3	0	0	0	0	0	0	0	0	0	0	0	3	1	0	0	0	1
Tarrant	1049	133	0	0	0	0	1182	301	41	0	0	0	0	0	0	0	0	0	0	342	0	0	0	0	0
Taylor	102	12	0	0	0	0	114	42	3	0	0	0	0	0	0	0	0	0	0	45	8	0	0	0	8
Terrell	0	0	0	0	0	0	0	0	0	0	0	0	0	0	0	0	0	0	0	0	0	0	0	0	0
Terry	2	0	0	0	0	1	3	3	0	0	0	0	1	1	1	5	2	0	0	0	0	2	0	0	2
Throckmort	0	0	0	0	0	1	1	0	0	0	0	0	0	0	0	0	0	0	0	0	0	0	0	0	0
Titus	11	1	0	0	0	0	12	1	0	0	0	0	0	0	0	1	2	0	0	0	0	0	0	0	2
Tom Green	126	6	0	0	0	0	132	49	4	0	0	0	0	0	0	53	6	2	0	0	0	0	0	0	8
Travis	445	55	0	0	0	0	500	148	25	0	0	0	0	0	0	173	145	21	0	0	0	0	0	0	166
Trinity	3	0	0	0	0	3	6	0	0	0	0	0	2	0	0	2	0	0	0	0	0	0	0	0	0
Tyler	9	0	0	0	0	0	9	1	0	0	0	0	0	0	0	1	1	0	0	0	0	0	0	0	1
Upshur	28	4	0	0	0	0	32	5	1	0	0	0	0	0	0	6	4	2	0	0	0	0	0	0	6
Upton	0	0	0	0	0	1	1	1	0	0	0	0	0	0	0	1	0	0	0	0	0	0	0	0	0
Uvalde	18	0	6	0	0	0	18	6	0	0	0	0	0	0	0	6	0	0	0	0	0	0	0	0	0
Val Verde	30	1	0	0	0	0	31	17	0	0	0	0	0	0	0	17	2	1	0	0	0	0	0	0	3
Van Zandt	27	4	0	0	0	0	31	4	0	0	0	0	0	0	0	4	1	1	0	0	0	0	0	0	2
Victoria	40	8	15	4	0	0	48	30	6	0	0	0	0	0	0	36	7	0	0	0	0	0	0	0	7
Walker	49	6	0	0	0	0	55	16	0	0	0	0	0	0	0	16	1	0	0	0	0	0	0	0	1
Waller	29	0	0	0	0	0	29	15	0	0	0	0	0	0	0	15	0	0	0	0	0	0	0	0	0
Ward	14	3	0	0	0	0	17	3	0	0	0	0	0	0	0	3	3	0	0	0	0	0	0	0	3
Washington	5	0	0	0	0	0	5	20	1	0	0	0	0	0	0	21	6	0	0	0	0	0	0	0	6
Webb	51	0	0	0	0	0	51	42	0	0	0	0	0	0	0	42	0	0	0	0	0	0	0	0	0
Wharton	19	4	0	0	0	0	23	6	0	0	0	0	0	0	0	6	1	0	0	0	0	0	0	0	1
Wheeler	3	0	0	0	0	0	3	1	0	0	0	0	0	0	0	1	0	0	0	0	0	0	0	0	0
Wichita	181	29	0	0	0	0	210	51	7	0	0	0	0	0	0	58	0	0	0	0	0	0	0	0	0
Wilbarger	4	0	0	0	0	0	4	2	0	0	0	0	0	0	0	2	0	0	0	0	0	0	0	0	0
Willacy	19	0	0	0	0	0	19	8	0	0	0	0	0	0	0	8	0	0	0	0	0	0	0	0	0

54

TEXAS COMMISSION ON JAIL STANDARDS  
JAIL POPULATION REPORT  
April 1, 1998

COUNTY	FELONS																			
	Pretrial										Convicted									
	Inmates Held					Total					Inmates Held					Elsewhere				
	Local		Contract			Elsewhere		Pretrial		Local		Contract			Elsewhere		Total			
	M	F	M	F	M	F	M	F	M	F	M	F	M	F	M	F	M	F		
	County Jail Time		Contract		M		F		Total		Local		Contract		M		F		Total	
Williamson	147	18	0	0	0	0	165	0	0	0	0	17	0	35	7	0	0	42		
Wilson	4	0	0	0	0	0	4	6	0	0	0	0	6	3	0	0	0	3		
Winkler	5	2	0	0	0	0	7	3	0	0	0	0	3	0	0	0	0	0		
Wise	5	5	0	0	0	0	10	2	0	0	0	0	2	0	0	0	0	0		
Wood	31	3	0	0	0	0	34	4	0	0	0	0	4	1	0	0	0	1		
Yoakum	3	0	0	0	0	2	5	0	0	0	0	0	0	0	0	0	0	0		
Young	7	0	0	0	0	0	7	3	0	0	0	0	3	0	0	0	0	0		
Zapata	7	0	0	0	0	0	7	0	0	0	0	0	0	0	0	0	0	0		
Zavala	3	0	12	0	0	0	3	5	0	0	3	1	0	0	0	0	0	0		
Bexar (P)	0	0	0	0	0	0	0	0	0	0	0	0	0	0	0	0	0	0		
Brazoria (P)	0	0	0	0	0	0	0	0	0	0	0	0	0	0	0	0	0	0		
Crystl Cty (	0	0	0	0	0	0	0	0	0	0	0	0	0	0	0	0	0	0		
Dickens (P)	0	0	0	0	0	0	0	0	0	0	363	0	0	0	0	0	0	0		
Frio (P)	0	0	0	0	0	0	0	4	0	0	0	0	4	0	0	0	0	0		
Gregg (P)	0	0	0	0	0	0	0	0	0	0	176	0	0	0	0	0	0	0		
Karnes (P)	0	0	2	0	0	0	0	0	0	0	2	0	0	0	0	0	0	0		
Liberty (P)	40	3	0	0	0	0	43	5	0	0	0	0	5	34	1	0	0	35		
Limestone (	0	0	2	0	0	0	0	0	0	0	473	0	0	0	0	0	0	0		
Mansfield (	0	0	0	0	0	0	0	0	0	0	0	0	0	0	0	0	0	0		
Newton (P)	0	0	6	0	0	0	0	0	0	0	2	0	0	0	0	0	0	0		
Odessa (P)	0	0	0	0	0	0	0	0	0	0	0	0	0	0	0	0	0	0		
Williamson	0	0	0	0	0	0	0	0	0	0	295	0	0	0	0	0	0	0		

TOTAL	12,801	1,457	141	9	127	11	14,396	5,297	602	1,564	4	100	1	6,000	2,082	337	0	0	2,419
-------	--------	-------	-----	---	-----	----	--------	-------	-----	-------	---	-----	---	-------	-------	-----	---	---	-------

P = Privately Operated Facilities  
C = City Operated Facility

TEXAS COMMISSION ON JAIL STANDARDS  
JAIL POPULATION REPORT  
April 1, 1998

COUNTY	PAPER READY INMATES																
	Sentenced to SAFF					Sentenced to ID/Boot Camp					Sentenced to ID/Boot Camp						
	Local		Elsewhere			Total		Less Than 45 Days			Total		45 Days or Longer			Total	
	M	F	M	F	F	Total	M	F	M	F	Total	M	F	M	F	Total	Total
Anderson	1	0	0	0	0	1	3	0	0	0	3	0	0	0	0	0	0
Andrews	0	0	0	0	0	0	0	0	0	0	0	3	0	0	0	0	3
Angelina	2	0	0	0	0	2	11	1	0	0	12	0	0	0	0	0	0
Aransas	2	0	1	0	0	3	1	0	0	0	1	0	0	0	0	0	0
Archer	0	0	0	0	0	0	2	1	0	0	3	0	0	0	0	0	0
Armstrong	0	0	0	0	0	0	0	0	0	0	0	0	0	0	0	0	0
Atascosa	2	0	0	0	0	2	2	0	0	0	2	0	0	0	0	0	0
Austin	1	0	0	0	0	1	0	0	0	0	0	0	0	0	0	0	0
Bailey	0	0	0	0	0	0	0	0	0	0	0	0	0	0	0	0	0
Bandera	0	0	0	0	0	0	1	0	0	0	1	0	0	0	0	0	0
Bastrop	6	1	0	0	0	7	2	0	0	0	2	0	0	0	0	0	0
Baylor	1	0	0	0	0	1	1	0	0	0	1	0	0	0	0	0	0
Bee	3	0	0	0	0	3	0	0	0	0	0	0	0	0	0	0	0
Bell	0	0	0	0	0	0	39	1	0	0	40	1	0	0	0	0	1
Bexar	18	4	0	0	0	22	146	22	0	0	168	9	1	0	0	0	10
Blanco	0	0	0	0	0	0	1	0	0	0	1	0	0	0	0	0	0
Borden	0	0	0	0	0	0	0	0	0	0	0	0	0	0	0	0	0
Bosque	0	0	0	0	0	0	0	0	0	0	0	0	0	0	0	0	0
Bowie	4	1	0	0	0	5	10	1	0	0	11	5	1	0	0	0	6
Brazoria	3	0	0	0	0	3	39	0	0	0	39	1	0	0	0	0	1
Brazos	9	0	0	0	0	9	13	0	0	0	13	2	0	0	0	0	2
Brewster	0	0	0	0	0	0	0	0	0	0	0	0	0	0	0	0	0
Briscoe	0	0	0	0	0	0	0	0	0	0	0	0	0	0	0	0	0
Brooks	0	0	0	0	0	0	1	0	0	0	1	0	0	0	0	0	0
Brown	3	0	0	0	0	3	0	0	0	0	0	11	0	0	0	0	11
Burleson	2	0	0	0	0	2	2	1	0	0	3	0	0	0	0	0	0
Burnet	0	0	0	0	0	0	0	0	0	0	0	0	0	0	0	0	0

TEXAS COMMISSION ON JAIL STANDARDS  
JAIL POPULATION REPORT  
April 1, 1998

COUNTY	PAPER READY INMATES																	
	Sentenced to SAFP						Sentenced to ID/Boot Camp						Sentenced to ID/Boot Camp					
				Total			Less Than 45 Days			Total			45 Days or Longer			Total		
	Local		Elsewhere	Total	Local		Elsewhere	Total	Local		Elsewhere	Total	Local		Elsewhere	Total		
	M	F	M	F	M	F	M	F	M	F	M	F	M	F	M	F		
Caldwell	5	0	0	0	5	1	0	0	0	1	0	0	0	0	0	0		
Calhoun	0	0	0	0	0	0	0	0	0	0	0	0	0	0	0	0		
Callahan	0	0	0	0	0	1	0	0	0	1	0	0	0	0	0	0		
Cameron	19	1	0	0	20	29	4	0	0	33	1	0	0	0	0	1		
Camp	0	0	0	0	0	4	0	0	0	4	0	0	0	0	0	0		
Carson	0	0	0	0	0	0	0	0	0	0	1	1	0	0	0	2		
Cass	0	0	0	0	0	3	0	0	0	3	0	0	0	0	0	0		
Castro	1	0	0	0	1	1	0	0	0	1	0	0	0	0	0	0		
Chambers	0	0	0	0	0	12	1	0	0	13	2	0	0	0	0	2		
Cherokee	0	0	0	0	0	6	0	0	0	6	2	0	0	0	0	2		
Childress	0	0	0	0	0	0	0	0	0	0	0	0	0	0	0	0		
Clay	0	0	0	0	0	2	0	0	0	2	0	0	0	0	0	0		
Cochran	0	0	0	0	0	2	0	0	0	2	0	0	0	0	0	0		
Coke	0	0	0	0	0	0	0	1	0	1	0	0	0	0	0	0		
Coleman	0	0	0	0	0	0	0	0	0	0	0	0	0	0	0	0		
Collin	4	1	0	0	5	28	1	0	0	29	2	0	0	0	0	2		
Collingsworth	0	0	0	0	0	0	0	0	0	0	0	0	0	0	0	0		
Colorado	0	0	0	0	0	3	0	0	0	3	0	0	0	0	0	0		
Comal	0	0	0	0	0	5	0	0	0	5	0	0	0	0	0	0		
Comanche	0	0	0	0	0	2	0	0	0	2	0	0	0	0	0	0		
Concho	0	0	0	0	0	0	0	0	0	0	0	0	0	0	0	0		
Cooke	0	0	0	0	0	2	0	0	0	2	0	0	0	0	0	0		
Coryell	3	0	0	0	3	2	0	0	0	2	0	0	0	0	0	0		
Cottle	0	0	0	0	0	0	0	0	0	0	0	0	0	0	0	0		
Crane	0	0	0	0	0	1	1	0	0	2	0	0	0	0	0	0		
Crockett	0	0	0	0	0	0	0	0	0	0	0	0	0	0	0	0		
Crosby	0	0	0	0	0	1	0	0	0	1	0	0	0	0	0	0		

TEXAS COMMISSION ON JAIL STANDARDS  
JAIL POPULATION REPORT  
April 1, 1998

COUNTY	PAPER READY INMATES													
	Sentenced to SAFP						Sentenced to ID/Boot Camp						Sentenced to ID/Boot Camp	
	Local			Elsewhere			Less Than 45 Days			Total			45 Days or Longer	
	Total			Total			Total			Total			Total	
	M	F		M	F		M	F		M	F		M	F
Culberson	0	0	0	0	0	0	0	0	0	0	0	0	0	0
Dallam	0	0	0	0	0	0	1	0	0	1	0	0	0	0
Dallas	56	10	0	0	0	66	224	35	0	259	0	0	0	0
Dawson	0	0	0	0	0	0	2	0	0	2	0	0	0	0
Deaf Smith	2	2	0	0	0	4	0	0	0	0	0	0	0	0
Delta	0	0	0	0	0	0	0	0	0	0	0	0	0	0
Denton	1	2	0	0	0	3	44	1	0	45	1	0	0	1
De Witt	0	1	0	0	0	1	2	0	0	2	0	0	0	0
Dickens	0	0	0	0	0	0	0	0	0	0	0	0	0	0
Dimmit	2	0	0	0	0	2	0	0	0	0	1	0	0	1
Donley	0	0	0	0	0	0	0	0	0	0	0	0	0	0
Duval	0	0	0	0	0	0	3	0	0	3	0	0	0	0
Eastland	0	0	0	0	0	0	0	0	0	0	0	0	0	0
Ector	4	0	0	0	0	4	13	3	0	16	1	0	0	1
Edwards	0	0	0	0	0	0	0	0	0	0	0	0	0	0
El Paso	15	1	0	0	0	16	58	2	0	60	0	0	0	0
Ellis	1	0	0	0	0	1	21	0	0	21	2	0	0	2
Erath	4	0	0	0	0	4	1	0	0	1	0	0	0	0
Falls	0	0	0	0	0	0	2	1	0	3	0	0	0	0
Fannin	0	0	0	0	0	0	9	0	0	9	0	0	0	0
Fayette	1	0	0	0	0	1	3	0	0	3	0	0	0	0
Fisher	2	0	0	0	0	2	1	0	0	1	0	0	0	0
Floyd	0	0	0	0	0	0	0	0	0	0	0	0	0	0
Foard	0	0	0	0	0	0	0	0	0	0	0	0	0	0
Fort Bend	1	0	0	0	0	1	22	2	0	24	0	0	0	0
Franklin	0	0	0	0	0	0	1	0	0	1	0	0	0	0
Freestone	1	0	0	0	0	1	8	1	0	9	1	0	0	1

TEXAS COMMISSION ON JAIL STANDARDS  
JAIL POPULATION REPORT  
April 1, 1998

COUNTY		PAPER READY INMATES																
		Sentenced to SAFF						Sentenced to ID/Boot Camp						Sentenced to ID/Boot Camp				
					Total			Less Than 45 Days			Total			45 Days or Longer			Total	
		Local		Elsewhere	Local		Elsewhere	Local		Elsewhere	Local		Elsewhere	Local		Elsewhere	Total	
		M	F	M	F	M	F	M	F	M	F	M	F	M	F	M	F	
Gaines	M	F	M	F					0	0	0	0	0	0	0	0	0	0
Galveston	2	1	0	0	3	30	2	0	0	0	32	1	0	0	0	0	1	
Garza	0	0	0	0	0	0	0	0	0	0	0	0	0	0	0	0	0	0
Gillespie	0	0	0	0	0	0	0	0	0	0	0	0	0	0	0	0	0	0
Glasscock	0	0	0	0	0	0	0	0	0	0	0	0	0	0	0	0	0	0
Goliad	0	0	0	0	0	0	0	0	0	0	0	0	0	0	0	0	0	0
Gonzales	0	0	0	0	0	0	2	0	0	0	2	0	0	0	0	0	0	0
Gray	3	0	0	0	3	5	0	0	0	0	5	0	0	0	0	0	0	0
Grayson	2	0	0	0	2	9	0	0	0	0	9	1	0	0	0	0	1	
Gregg	2	0	0	0	2	29	2	0	0	0	31	1	0	0	0	0	1	
Grimes	2	0	0	0	2	1	0	0	0	0	1	0	0	0	0	0	0	
Guadalupe	4	0	0	0	4	4	0	0	0	0	4	0	2	0	0	0	2	
Hale	4	0	0	0	4	2	0	0	0	0	2	0	0	0	0	0	0	
Hall	0	0	0	0	0	0	0	0	0	0	0	0	0	0	0	0	0	
Hamilton	0	0	0	0	0	1	0	0	0	0	1	0	0	0	0	0	0	
Hansford	0	0	0	0	0	0	0	0	0	0	0	0	0	0	0	0	0	
Hardeman	0	0	0	0	0	0	0	0	0	0	0	0	0	0	0	0	0	
Hardin	0	0	0	0	0	4	0	0	0	0	4	0	0	0	0	0	0	
Harris	75	12	0	0	87	493	43	0	0	0	536	19	5	0	0	0	24	
Harrison	0	0	0	0	0	8	0	0	0	0	8	1	0	0	0	0	1	
Hartley	0	0	0	0	0	0	0	0	0	0	0	0	0	0	0	0	0	
Haskell	0	0	0	0	0	1	0	0	0	0	1	0	0	0	0	0	0	
Hays	5	1	0	0	6	10	1	0	0	0	11	0	0	0	0	0	0	
Hemphill	0	0	0	0	0	0	0	0	0	0	0	0	0	0	0	0	0	
Henderson	1	0	0	0	1	13	0	0	0	0	13	0	0	0	0	0	0	
Hidalgo	15	1	0	0	16	3	0	0	0	0	3	0	0	0	0	0	0	
Hill	3	1	0	0	4	1	0	0	0	0	1	0	0	0	0	0	0	

TEXAS COMMISSION ON JAIL STANDARDS  
JAIL POPULATION REPORT  
April 1, 1998

COUNTY	PAPER READY INMATES																	
	Sentenced to SAFP						Sentenced to ID/Boot Camp						Sentenced to ID/Boot Camp					
	Elsewhere			Total	Less Than 45 Days			Total	45 Days or Longer			Total						
	Local	M	F	M	F	Local	M	F	M	F	Local	M	F	M	F			
	M	F	M	F	M	F	M	F	M	F	M	F	M	F				
Hockley	0	0	0	0	0	5	0	0	0	5	0	0	0	0	0			
Hood	2	1	0	0	3	2	0	0	0	2	0	0	0	0	0			
Hopkins	0	0	0	0	0	3	0	0	0	3	0	0	0	0	0			
Houston	2	0	0	0	2	5	0	0	0	5	0	0	0	0	0			
Howard	0	0	0	0	0	6	0	0	0	6	0	0	0	0	0			
Hudspeth	0	0	0	0	0	0	0	0	0	0	0	0	0	0	0			
Hunt	0	0	0	0	0	6	0	0	0	6	2	0	0	0	2			
Hutchinson	0	0	0	0	0	2	0	0	0	2	0	0	0	0	0			
Irion	0	0	0	0	0	0	0	0	0	0	0	0	0	0	0			
Jack	0	0	0	0	0	0	0	0	0	0	0	0	0	0	0			
Jackson	1	0	0	0	1	0	0	0	0	0	0	0	0	0	0			
Jasper	0	0	0	0	0	1	0	0	0	1	2	0	0	0	2			
Jeff Davis	0	0	0	0	0	0	0	0	0	0	0	0	0	0	0			
Jefferson	12	1	0	0	13	90	5	0	0	95	23	0	0	0	23			
Jim Hogg	0	0	0	0	0	1	0	0	0	1	0	0	0	0	0			
Jim Wells	0	0	0	0	0	0	0	1	0	1	1	0	0	0	1			
Johnson	11	1	0	0	12	11	1	0	0	12	1	0	0	0	1			
Jones	0	0	0	0	0	1	0	0	0	1	0	0	0	0	0			
Kames	0	0	0	0	0	0	0	0	0	0	0	0	0	0	0			
Kaufman	0	0	0	0	0	13	3	0	0	16	1	1	0	0	2			
Kendall	0	0	0	0	0	1	0	0	0	1	0	0	0	0	0			
Kenedy	0	0	0	0	0	0	0	0	0	0	0	0	0	0	0			
Kent	0	0	0	0	0	0	0	0	0	0	0	0	0	0	0			
Kerr	2	0	0	0	2	1	0	0	0	1	0	0	0	0	0			
Kimble	0	0	0	0	0	0	0	0	0	0	0	0	0	0	0			
King	0	0	0	0	0	0	0	0	0	0	0	0	0	0	0			
Kinney	0	0	0	0	0	0	0	0	0	0	0	0	0	0	0			

60

TEXAS COMMISSION ON JAIL STANDARDS  
JAIL POPULATION REPORT  
April 1, 1998

COUNTY	PAPER READY INMATES																		
	Sentenced to SAFF						Sentenced to ID/Boot Camp						Sentenced to ID/Boot Camp						
	Local			Elsewhere			Total	Less Than 45 Days			Total			45 Days or Longer			Total		
	M		F	M		F		M		F	M	F		M		F	M	F	
	M	F		M	F		M	F		M	F		M	F		M	F		
Kleberg	2	0	0	0	0	2	6	0	0	0	0	6	0	0	0	0	0	0	
Knox	0	0	0	0	0	0	0	0	0	0	0	0	0	0	0	0	0	0	
La Salle	0	0	2	0	0	2	0	0	0	1	0	1	0	0	0	0	0	0	
Lamar	0	0	0	0	0	0	2	1	0	0	0	3	0	0	0	0	0	0	
Lamb	1	0	0	0	0	1	1	0	0	0	0	1	0	0	0	0	0	0	
Lampasas	0	0	0	0	0	0	1	0	0	0	0	1	0	0	0	0	0	0	
Lavaca	0	0	0	0	0	0	1	0	0	0	0	1	0	0	0	0	0	0	
Lee	1	0	0	0	0	1	0	0	0	0	0	0	0	0	0	0	0	0	
Leon	0	0	0	0	0	0	0	0	0	0	0	0	0	0	0	0	0	0	
Limestone	5	0	0	0	0	5	6	0	0	0	0	6	0	0	0	0	0	0	
Lipscomb	0	0	0	0	0	0	0	0	0	0	0	0	0	0	0	0	0	0	
Live Oak	0	0	0	0	0	0	3	0	0	0	0	3	0	0	0	0	0	0	
Llano	0	0	0	0	0	0	0	0	0	0	0	0	0	0	0	0	0	0	
Loving	0	0	0	0	0	0	0	0	0	0	0	0	0	0	0	0	0	0	
Lubbock	4	0	0	0	0	4	21	0	0	0	0	21	36	5	0	0	0	41	
Lynn	0	0	0	0	0	0	0	0	0	0	0	0	0	0	0	0	0	0	
Madison	5	0	0	0	0	5	2	0	0	0	0	2	0	0	0	0	0	0	
Marion	0	0	0	0	0	0	4	0	0	0	0	4	0	0	0	0	0	0	
Martin	0	0	0	0	0	0	1	0	0	0	0	1	0	0	0	0	0	0	
Mason	0	0	0	0	0	0	0	0	0	0	0	0	0	0	0	0	0	0	
Matagorda	0	0	0	0	0	0	0	1	0	0	0	1	0	0	0	0	0	0	
Maverick	0	0	0	0	0	0	1	1	0	0	0	2	0	0	0	0	0	0	
McCulloch	1	0	0	0	0	1	0	0	0	0	0	0	1	0	0	0	0	1	
McLennan	6	1	0	0	0	7	57	1	0	0	0	58	0	0	0	0	0	0	
McMullen	0	0	0	0	0	0	0	0	0	0	0	0	0	0	0	0	0	0	
Medina	0	0	0	5	0	5	3	0	0	0	0	3	0	0	0	0	0	0	
Menard	0	0	0	0	0	0	0	0	0	0	0	0	0	0	0	0	0	0	

TEXAS COMMISSION ON JAIL STANDARDS  
JAIL POPULATION REPORT  
April 1, 1998

0097 PAGE 571

COUNTY	PAPER READY INMATES																	
	Sentenced to SAFF						Sentenced to ID/Boot Camp						Sentenced to ID/Boot Camp					
	Elsewhere			Total	Less Than 45 Days			Total	45 Days or Longer			Total						
	Local		M	F	M	F	M	F	M	F	M	F	M	F	Total			
	M	F																
Midland	2	0	0	0	2	21	2	0	0	23	0	0	0	0	0			
Milam	3	0	0	0	3	2	0	0	0	2	0	0	0	0	0			
Mills	0	0	0	0	0	0	0	0	0	0	0	0	0	0	0			
Mitchell	0	0	0	0	0	2	0	0	0	2	0	0	0	0	0			
Montague	0	1	0	0	1	0	0	0	0	0	0	0	0	0	0			
Montgomery	6	4	0	0	10	16	1	0	0	17	0	0	0	0	0			
Moore	2	0	0	0	2	0	0	0	0	0	0	0	0	0	0			
Morris	0	0	0	0	0	1	1	0	0	2	0	0	0	0	0			
Motley	0	0	0	0	0	0	0	0	0	0	0	0	0	0	0			
Nacogdoche	0	0	0	0	0	6	0	0	0	6	1	0	0	0	1			
Navarro	0	0	0	0	0	13	1	0	0	14	0	0	0	0	0			
Newton	0	0	0	0	0	0	0	2	0	2	0	0	0	0	0			
Nolan	1	0	0	0	1	3	0	0	0	3	0	0	0	0	0			
Nueces	19	2	0	0	21	54	4	0	0	58	4	0	0	0	4			
Ochiltree	1	0	0	0	1	4	2	0	0	6	0	0	0	0	0			
Oldham	0	0	0	0	0	0	0	0	0	0	0	0	0	0	0			
Orange	1	0	0	0	1	22	0	0	0	22	1	0	0	0	1			
Palo Pinto	4	0	0	0	4	5	1	0	0	6	2	0	0	0	2			
Panola	0	0	0	0	0	3	0	0	0	3	0	0	0	0	0			
Parker	0	0	0	0	0	7	0	0	0	7	3	0	0	0	3			
Parmer	0	0	0	0	0	0	0	0	0	0	0	0	0	0	0			
Pecos	3	0	0	0	3	0	0	0	0	0	0	0	0	0	0			
Polk	0	0	0	0	0	2	0	0	0	2	1	0	0	0	1			
Potter	10	1	0	0	11	1	0	0	0	1	26	7	0	0	33			
Presidio	0	0	0	0	0	2	0	0	0	2	0	0	0	0	0			
Rains	1	1	0	0	2	0	0	0	0	0	0	0	0	0	0			
Randall	0	0	0	0	0	1	0	1	0	2	0	0	0	0	0			

TEXAS COMMISSION ON JAIL STANDARDS  
JAIL POPULATION REPORT  
April 1, 1998

COUNTY	PAPER READY INMATES														
	Sentenced to SAFFP					Sentenced to ID/Boot Camp					Sentenced to ID/Boot Camp				
	Local		Elsewhere			Total		Less Than 45 Days			Total		45 Days or Longer		
	M		F	M	F	Total		Local	F	M	Total		Local	F	M
	M	F	0	0	0	0	0	0	0	0	0	0	0	0	0
Reagan	0	0	0	0	0	0	0	0	0	0	0	0	0	0	0
Real	0	0	0	0	0	0	0	0	0	0	0	0	0	0	0
Red River	0	0	0	0	0	0	0	1	0	0	1	0	0	0	0
Reeves	0	0	0	0	0	0	0	1	1	0	2	5	0	0	5
Refugio	0	0	0	0	0	0	0	0	0	0	0	3	0	0	3
Roberts	0	0	0	0	0	0	0	0	0	0	0	0	0	0	0
Robertson	0	0	0	0	0	0	0	3	0	0	3	0	0	0	0
Rockwall	0	0	0	0	0	0	0	16	2	0	18	0	0	0	0
Runnels	0	0	0	0	0	0	0	0	0	0	0	1	0	0	1
Rusk	0	0	0	0	0	0	0	5	0	0	5	0	0	0	0
Sabine	0	0	0	0	0	0	0	1	0	0	1	0	0	0	0
San Augusti	0	0	0	0	0	0	0	2	0	0	2	0	0	0	0
San Jacinto	0	0	0	0	0	0	0	0	0	0	0	0	0	0	0
San Patricio	3	1	0	0	0	4	2	1	0	0	3	0	0	0	0
San Saba	0	0	0	0	0	0	0	0	0	0	0	0	0	0	0
Schleicher	0	0	0	0	0	0	0	1	0	0	1	0	0	0	0
Scurry	3	0	0	0	0	3	1	0	0	0	1	0	0	0	0
Shackelford	1	0	0	0	0	1	2	0	0	0	2	0	0	0	0
Shelby	2	0	0	0	0	2	5	0	0	0	5	0	0	0	0
Sherman	0	0	0	0	0	0	0	0	0	0	0	0	0	0	0
Smith	5	3	0	0	0	8	61	5	0	0	66	17	2	0	19
Somervell	2	0	0	0	0	2	0	0	0	0	0	0	0	0	0
Starr	0	0	0	0	0	0	0	0	0	0	0	0	0	0	0
Stephens	3	0	0	0	0	3	3	0	0	0	3	0	0	0	0
Sterling	0	0	0	0	0	0	0	0	0	0	0	0	0	0	0
Stonewall	0	0	0	0	0	0	1	0	0	0	1	0	0	0	0
Sutton	0	0	0	0	0	0	0	0	0	0	0	0	0	0	0

TEXAS COMMISSION ON JAIL STANDARDS  
JAIL POPULATION REPORT  
April 1, 1998

COUNTY	PAPER READY INMATES													
	Sentenced to SAFF					Sentenced to ID/Boot Camp					Sentenced to ID/Boot Camp			
	Local		Elsewhere			Total		Less Than 45 Days			Total		45 Days or Longer	
	M	F	M	F	Total	M	F	M	F	Total	M	F	M	F
Swisher	0	0	0	0	0	0	0	0	0	0	0	0	0	0
Tarrant	16	2	0	0	18	243	29	0	0	272	3	0	0	0
Taylor	3	1	0	0	4	17	1	0	0	18	0	0	0	0
Terrell	0	0	0	0	0	0	0	0	0	0	0	0	0	0
Terry	0	0	0	0	0	3	0	1	1	5	0	0	0	0
Throckmorta	0	0	0	0	0	0	0	0	0	0	0	0	0	0
Titus	1	0	0	0	1	0	0	0	0	0	0	0	0	0
Tom Green	0	0	0	0	0	17	1	0	0	18	0	0	0	0
Travis	8	3	0	0	11	137	22	0	0	159	3	0	0	0
Trinity	0	0	0	0	0	0	0	2	0	2	0	0	0	0
Tyler	0	0	0	0	0	0	0	0	0	0	0	0	0	0
Upshur	0	0	0	0	0	1	1	0	0	2	0	0	0	0
Upton	1	0	0	0	1	0	0	0	0	0	0	0	0	0
Uvalde	0	0	0	0	0	2	0	0	0	2	0	0	0	0
Val Verde	0	0	0	0	0	0	0	0	0	0	0	0	0	0
Van Zandt	0	0	0	0	0	3	0	0	0	3	1	0	0	0
Victoria	1	1	0	0	2	16	4	0	0	20	1	0	0	0
Walker	6	0	0	0	6	3	0	0	0	3	7	0	0	0
Waller	5	0	0	0	5	3	0	0	0	3	0	0	0	0
Ward	1	0	0	0	1	0	0	0	0	0	1	0	0	0
Washington	0	0	0	0	0	1	1	0	0	2	0	0	0	0
Webb	0	0	0	0	0	18	0	0	0	18	2	0	0	0
Wharton	0	0	0	0	0	3	0	0	0	3	1	0	0	0
Wheeler	0	0	0	0	0	0	0	0	0	0	0	0	0	0
Wichita	8	2	0	0	10	13	2	0	0	15	6	0	0	0
Wilbarger	0	0	0	0	0	0	0	0	0	0	2	0	0	0
Willacy	0	0	0	0	0	0	0	0	0	0	0	0	0	0

64

143

TEXAS COMMISSION ON JAIL STANDARDS  
JAIL POPULATION REPORT  
April 1, 1998

COUNTY	PAPER READY INMATES																
	Sentenced to SAFFP							Sentenced to ID/Boot Camp							Sentenced to ID/Boot Camp		
	Local			Elsewhere				Total			Less Than 45 Days				Total		
				M		F					Local		M		F		
	M	F		M		F		M	F		M	F	M		F	M	F
Williamson	0	0	0	0	0	0	0	0	0	0	0	0	17	0	0	0	0
Wilson	3	0	0	0	0	0	0	3	0	0	0	0	0	0	0	0	0
Winkler	0	0	0	0	0	0	0	0	0	0	1	0	0	0	0	0	0
Wise	0	0	0	0	0	0	0	0	0	0	2	0	0	0	0	0	0
Wood	0	0	0	0	0	0	0	0	0	0	3	0	0	0	0	0	0
Yoakum	0	0	0	0	0	0	0	0	0	0	0	0	0	0	0	0	0
Young	2	0	0	0	0	0	0	2	0	0	1	0	0	0	0	0	0
Zapata	0	0	0	0	0	0	0	0	0	0	0	0	0	0	0	0	0
Zavala	0	0	0	0	0	0	0	0	0	0	0	0	0	0	0	0	0
Bexar (P)	0	0	0	0	0	0	0	0	0	0	0	0	0	0	0	0	0
Brazoria (P)	0	0	0	0	0	0	0	0	0	0	0	0	0	0	0	0	0
Crystl Cty (P)	0	0	0	0	0	0	0	0	0	0	0	0	0	0	0	0	0
Dickens (P)	0	0	0	0	0	0	0	0	0	0	0	0	0	0	0	0	0
Frio (P)	0	0	0	0	0	0	0	0	0	0	0	0	0	0	0	0	0
Gregg (P)	0	0	0	0	0	0	0	0	0	0	0	0	0	0	0	0	0
Karnes (P)	0	0	0	0	0	0	0	0	0	0	0	0	0	0	0	0	0
Liberty (P)	0	0	0	0	0	0	0	0	0	0	4	0	0	0	0	0	0
Limestone (	0	0	0	0	0	0	0	0	0	0	0	0	0	0	0	0	0
Mansfield (C	0	0	0	0	0	0	0	0	0	0	0	0	0	0	0	0	0
Newton (P)	0	0	0	0	0	0	0	0	0	0	0	0	0	0	0	0	0
Odessa (P)	0	0	0	0	0	0	0	0	0	0	0	0	0	0	0	0	0
Williamson (	0	0	0	0	0	0	0	0	0	0	0	0	0	0	0	0	0
TOTAL	479	66	8	0	553	2,428	222	26	1	2,677	232	25	0	0	0	257	

P = Privately Operated Facilities  
C = City Operated Facility

TEXAS COMMISSION ON JAIL STANDARDS  
JAIL POPULATION REPORT  
April 1, 1998

COUNTY	PAROLE VIOLATORS														MISDEMEANORS						Bench Warrant
	Blue Warrants						With a New Charge								Pre-trial Class C	Pre-trial Class A & B	Total Pre-Trial	Felon Reduced	Con-victed	Total Conv. Misd.	
	Inmates Held						Inmates Held														
	Local		Contract		Elsewhere		Local		Contract		Elsewh.										
	M	F	M	F	M	F	M	F	M	F	M	F									
	Anderson	7	0	0	0	0	0	7	10	1	0	0	0	0	11	7	7	14	0	2	
Andrews	1	0	0	0	0	0	1	4	0	0	0	0	0	4	0	3	3	0	7	7	0
Angelina	3	1	0	0	0	0	4	7	0	0	0	0	0	7	1	7	8	0	7	7	1
Aransas	2	1	0	0	2	0	5	1	1	0	0	0	0	2	2	0	2	0	4	4	1
Archer	0	0	0	0	0	0	0	0	0	0	0	0	0	0	0	1	1	0	0	0	0
Armstrong	0	0	0	0	0	0	0	0	0	0	0	0	0	0	1	1	2	0	0	0	0
Atascosa	4	0	1	0	0	0	4	0	0	0	0	0	0	0	2	11	13	0	30	30	1
Austin	3	0	0	0	0	0	3	0	0	0	0	0	0	0	0	4	4	0	7	7	0
Bailey	0	0	0	0	0	0	0	1	0	0	0	0	0	1	0	0	0	0	6	6	1
Bandera	0	0	0	0	0	0	0	1	0	0	0	0	0	1	0	0	0	0	0	0	0
Bastrop	13	1	0	0	0	0	14	0	0	0	0	0	0	0	0	6	6	0	16	16	5
Baylor	0	0	0	0	0	0	0	0	0	0	0	0	0	0	0	1	1	0	0	0	0
Bee	3	0	0	0	0	0	3	1	0	0	0	0	0	1	3	8	11	0	0	0	8
Bell	19	0	0	0	0	0	19	18	1	0	0	0	0	19	2	70	72	0	36	36	14
Bexar	239	16	0	0	0	0	255	144	17	0	0	0	0	161	26	412	438	15	468	483	87
Blanco	0	0	0	0	0	0	0	0	0	0	0	0	0	0	0	1	1	0	0	0	0
Borden	0	0	0	0	0	0	0	0	0	0	0	0	0	0	0	0	0	0	0	0	0
Bosque	0	1	0	0	0	0	1	1	0	0	0	0	0	1	0	2	2	0	5	5	2
Bowie	9	2	0	0	0	0	11	9	1	0	0	0	0	10	0	0	0	0	47	47	9
Brazoria	17	1	0	0	0	0	18	49	3	0	0	0	0	52	3	79	82	0	26	26	42
Brazos	13	2	0	0	0	0	15	27	3	0	0	0	0	30	4	22	26	0	78	78	0
Brewster	0	0	0	0	0	0	0	0	0	0	0	0	0	0	0	1	1	0	0	0	0
Briscoe	0	0	0	0	0	0	0	0	0	0	0	0	0	0	0	0	0	0	0	0	0
Brooks	1	0	0	0	0	0	1	0	0	0	0	0	0	0	0	0	0	0	0	0	0
Brown	3	1	0	0	0	0	4	3	0	0	0	0	0	3	1	2	3	0	3	3	3
Burleson	0	0	0	0	0	0	0	0	0	0	0	0	0	0	0	3	3	6	1	7	0
Burnet	5	0	0	0	0	0	5	1	1	0	0	0	0	2	1	16	17	0	2	2	5

66

TEXAS COMMISSION ON JAIL STANDARDS  
JAIL POPULATION REPORT  
April 1, 1998

COUNTY	PAROLE VIOLATORS												MISDEMEANORS							Bench Warrant
	Blue Warrants						With a New Charge						Pre-trial Class C	Pre-trial Class A & B	Total Pre-Trial	Felon Reduced	Con-victed	Total Conv. Misd.		
	Inmates Held			Elsewhere															Local	
	Local		Contract		Elsewhere		M		F		M		F		M		F			
	M	F	M	F	M	F	M	F	M	F	M	F	M	F	M	F	M	F		
	Caldwell	3	1	0	0	0	0	4	5	1	0	0	0	0	0	6	14	0	10	
Calhoun	0	0	0	0	2	0	2	3	0	0	0	0	4	0	7	7	10	1	2	
Callahan	1	0	0	0	0	0	1	0	0	0	0	0	0	0	0	1	1	0	0	
Cameron	1	0	0	0	0	0	1	2	0	0	0	0	0	0	2	24	25	7	14	
Camp	1	0	0	0	0	0	1	0	0	0	0	0	0	0	0	0	0	2	4	
Carson	1	0	0	0	0	0	1	0	0	0	0	0	0	0	0	1	1	2	0	
Cass	6	2	0	0	0	0	8	4	0	0	0	0	0	0	4	5	5	7	4	
Castro	0	0	0	0	0	0	0	0	0	0	0	0	0	0	0	1	1	3	0	
Chambers	3	1	0	0	0	0	4	4	0	0	0	0	0	0	4	5	15	3	17	
Cherokee	5	1	0	0	0	0	6	2	1	0	0	0	0	0	3	13	15	0	8	
Childress	1	0	0	0	0	0	1	2	0	0	0	0	0	0	2	2	2	1	1	
Clay	1	0	0	0	0	0	1	0	0	0	0	0	0	0	0	1	1	1	1	
Cochran	0	0	0	0	0	0	0	0	0	0	0	0	0	0	0	0	0	0	0	
Coke	0	0	0	0	0	0	0	0	0	0	0	0	0	0	0	0	0	0	0	
Coleman	1	0	0	0	0	0	1	0	0	0	0	0	0	0	0	1	1	0	0	
Collin	12	0	0	0	0	0	12	26	3	0	0	0	0	0	29	22	40	94	25	
Collingsworth	1	0	0	0	0	0	1	1	0	0	0	0	0	0	1	0	0	1	0	
Colorado	2	0	0	0	0	0	2	3	0	0	0	0	0	0	3	0	3	5	3	
Comal	1	0	0	0	0	0	1	6	0	0	0	0	0	0	6	2	5	21	2	
Comanche	0	0	0	0	0	0	0	0	0	0	0	0	0	0	0	0	4	6	0	
Concho	0	0	0	0	0	0	0	0	0	0	0	0	0	0	0	0	0	0	0	
Cooke	3	0	0	0	0	0	3	6	0	0	0	0	0	0	6	3	16	19	1	
Coryell	1	0	0	0	0	0	1	6	0	0	0	0	0	0	6	0	6	6	0	
Cottle	0	0	0	0	0	0	0	0	0	0	0	0	0	0	0	0	0	0	0	
Crane	0	0	0	0	0	0	0	1	0	0	0	0	0	0	1	0	3	3	0	
Crockett	1	0	0	0	0	0	1	0	0	0	0	0	0	0	0	2	2	2	0	
Crosby	0	0	0	0	0	0	0	0	0	0	0	0	0	0	0	0	0	5	0	

TEXAS COMMISSION ON JAIL STANDARDS  
JAIL POPULATION REPORT  
April 1, 1998

COUNTY	PAROLE VIOLATORS										MISDEMEANORS								Bench Warrant	
	Blue Warrants					Total	With a New Charge					Pre-trial Class C	Pre-trial Class A & B	Total Pre-Trial	Felon Reduced	Total Convicted	Total Conv. Misd.			
	Inmates Held						Inmates Held													
	Local		Contract		Elsewhere		Local		Contract		Elsewh.									
	M	F	M	F	M		F	M	F	M	F									
	Culberson	4	1	0	0	0	0	5	0	0	0	0	0	1	1	0	0	0		0
Dallam	0	0	0	0	0	0	0	0	0	0	0	0	1	1	0	0	0	0		
Dallas	326	51	0	0	0	0	377	446	58	0	0	0	504	237	522	759	2	612	614	75
Dawson	3	0	0	0	0	0	3	1	0	0	0	0	1	0	1	1	0	2	2	0
Deaf Smith	2	0	0	0	0	0	2	1	0	0	0	0	1	1	4	5	0	16	16	2
Delta	0	0	0	0	0	0	0	0	0	0	0	0	0	0	0	0	0	0	0	0
Denton	24	7	0	0	0	0	31	21	1	0	0	0	22	3	101	104	1	87	88	54
De Witt	0	0	0	0	0	0	0	0	0	0	0	0	0	1	2	3	0	6	6	0
Dickens	0	0	0	0	0	0	0	1	0	0	0	0	1	0	0	0	0	0	0	0
Dimmit	0	0	0	0	0	0	0	0	0	0	0	0	0	0	0	0	0	0	0	0
Donley	0	0	0	0	0	0	0	0	0	0	0	0	0	0	1	1	0	0	0	0
Duval	0	0	0	0	0	0	0	1	0	0	0	0	1	0	1	1	0	0	0	0
Eastland	0	0	0	0	0	0	0	5	0	0	0	0	5	0	2	2	0	4	4	3
Ector	20	1	0	0	0	0	21	24	5	0	0	0	29	15	61	76	0	57	57	8
Edwards	0	0	0	0	0	0	0	0	0	0	0	0	0	0	0	0	0	0	0	0
El Paso	49	4	0	0	0	0	53	49	5	0	0	0	54	15	133	148	0	81	81	13
Ellis	9	0	0	0	0	0	9	6	1	0	0	0	7	0	20	20	0	32	32	7
Erath	1	1	0	0	0	0	2	1	0	0	0	0	1	5	4	9	0	4	4	0
Falls	0	1	0	0	0	0	1	1	0	0	0	0	1	0	4	4	0	0	0	1
Fannin	1	0	0	0	0	0	1	0	0	0	0	0	0	0	2	2	0	0	0	6
Fayette	4	0	0	0	0	0	4	2	0	0	0	0	2	4	5	9	0	10	10	1
Fisher	0	0	0	0	0	0	0	0	0	0	0	0	0	0	0	0	0	4	4	0
Floyd	0	0	0	0	0	0	0	0	0	0	0	0	0	0	0	0	0	4	4	0
Foard	0	0	0	0	0	0	0	0	0	0	0	0	0	0	0	0	0	0	0	0
Fort Bend	32	1	0	0	0	0	33	16	2	0	0	0	18	2	35	37	1	19	20	16
Franklin	0	0	0	0	0	0	0	0	0	0	0	0	0	0	1	1	0	1	1	4
Freestone	0	0	0	0	0	0	0	0	0	0	0	0	0	0	3	3	0	1	1	0

TEXAS COMMISSION ON JAIL STANDARDS  
JAIL POPULATION REPORT  
April 1, 1998

COUNTY	PAROLE VIOLATORS												MISDEMEANORS								Bench Warrant
	Blue Warrants						Total	With a New Charge						Pre-trial Class C	Pre-trial Class A & B	Total Pre-Trial	Felon Reduced	Convicted	Total Conv. Misd.		
	Inmates Held							Inmates Held													
	Contract			Elsewhere				Contract			Elsewh.										
	Local	Contract	Elsewhere	Local	Contract	Elsewh.		Local	Contract	Elsewh.											
	M	F	M	F	M	F	M	F	M	F	M	F	M	F	M	F	M	F			
Gaines	1	0	0	0	0	0	1	0	0	0	0	0	0	1	1	0	4	1			
Galveston	41	13	0	0	0	0	54	0	0	0	0	0	0	3	57	60	28	13			
Garza	0	0	0	0	1	0	1	1	0	0	0	0	1	1	3	4	1	0			
Gillespie	1	0	0	0	0	0	1	0	0	0	0	0	0	0	0	0	3	0			
Glasscock	0	0	0	0	0	0	0	0	0	0	0	0	0	0	0	0	0	0			
Goliad	0	0	0	0	0	0	0	1	0	0	0	0	1	0	12	12	0	2			
Gonzales	1	0	0	0	0	0	1	1	0	0	0	0	1	0	1	1	2	0			
Gray	1	0	0	0	0	0	1	3	0	0	0	0	3	0	7	7	4	4			
Grayson	11	1	0	0	0	0	12	15	1	0	0	0	16	5	23	28	11	6			
Gregg	39	9	0	0	0	0	48	33	6	0	0	0	39	0	24	24	37	1			
Grimes	1	0	0	0	0	0	1	2	1	0	0	0	3	1	5	6	0	0			
Guadalupe	4	1	0	0	0	0	5	12	1	0	0	0	13	1	10	11	54	3			
Hale	7	1	0	0	0	0	8	6	1	0	0	0	7	4	7	11	51	3			
Hall	1	0	0	0	0	0	1	0	0	0	0	0	0	1	0	1	2	1			
Hamilton	1	0	0	0	0	0	1	0	0	0	0	0	0	2	5	7	1	1			
Hansford	0	0	0	0	0	0	0	0	0	0	0	0	0	0	0	0	0	0			
Hardeman	1	0	0	0	0	0	1	1	0	0	0	0	1	0	1	1	1	0			
Hardin	3	0	0	0	0	0	3	1	0	0	0	0	1	3	9	12	0	1			
Harris	357	52	0	0	0	0	409	279	22	0	0	0	301	5	224	229	979	148			
Harrison	8	0	0	0	0	0	8	11	0	0	0	0	11	0	13	13	37	12			
Hartley	0	0	0	0	0	0	0	0	0	0	0	0	0	0	0	0	0	0			
Haskell	0	0	0	0	0	0	0	0	0	0	0	0	0	0	0	0	0	0			
Hays	3	0	0	0	0	0	3	12	0	0	0	0	12	1	39	40	12	10			
Hemphill	0	0	0	0	0	0	0	0	0	0	0	0	0	0	0	0	0	0			
Henderson	10	0	0	0	0	0	10	0	0	0	0	0	0	0	20	20	26	2			
Hidalgo	13	0	0	0	6	0	19	2	1	0	0	1	4	2	62	64	8	16			
Hill	0	0	0	0	0	0	0	1	0	0	0	0	1	1	11	12	8	1			

69

TEXAS COMMISSION ON JAIL STANDARDS  
JAIL POPULATION REPORT  
April 1, 1998

COUNTY	PAROLE VIOLATORS										MISDEMEANORS										Bench Warrant
	Blue Warrants					Total	With a New Charge					Pre-trial Class C	Pre-trial Class A & B	Total Pre-Trial	Felon Reduced	Con-victed	Total Conv. Misd.				
	Inmates Held																				
	Local		Contract		Elsewhere																
	Inmates Held		Contract		Elsewh.																
	M	F	M	F	M		F	M	F	M	F										
Hockley	1	0	0	0	0	0	1	0	0	0	0	1	0	3	3	0	13	13	0		
Hood	2	0	0	0	0	0	2	0	0	0	0	8	1	6	7	0	16	16	0		
Hopkins	4	0	0	0	0	0	4	3	0	0	0	3	0	8	8	0	5	5	1		
Houston	2	0	0	0	0	0	2	0	0	0	0	0	0	15	15	0	0	0	0		
Howard	0	0	0	0	0	0	0	6	0	0	0	6	0	2	2	0	0	0	0		
Hudspeth	0	0	0	0	0	0	0	0	0	0	0	0	0	3	3	0	0	0	0		
Hunt	14	2	0	0	0	0	16	4	2	0	0	6	8	47	55	0	0	0	7		
Hutchinson	1	0	1	0	0	0	1	1	0	1	0	1	0	6	6	0	6	6	0		
Irion	0	0	0	0	0	0	0	0	0	0	0	0	0	0	0	0	0	0	0		
Jack	1	0	0	0	0	0	1	1	0	0	0	1	0	4	4	0	1	1	0		
Jackson	2	1	0	0	0	0	3	1	0	0	0	1	0	5	5	0	17	17	4		
Jasper	3	1	0	1	0	0	4	3	0	0	0	3	0	2	2	0	0	0	0		
Jeff Davis	0	0	0	0	0	0	0	0	0	0	0	0	0	0	0	0	0	0	0		
Jefferson	76	10	0	0	0	0	86	58	4	0	0	62	1	56	57	0	10	10	36		
Jim Hogg	0	0	0	0	0	0	0	0	0	0	0	0	0	1	1	0	0	0	1		
Jim Wells	1	1	0	0	2	0	4	0	0	0	0	0	0	1	1	0	1	1	5		
Johnson	7	0	0	0	0	0	7	14	1	0	0	15	5	30	35	0	12	12	1		
Jones	12	2	0	0	0	0	14	2	1	0	0	3	4	18	22	0	0	0	1		
Karnes	0	0	0	0	1	0	1	3	0	0	0	5	0	0	0	0	0	0	0		
Kaufman	11	2	0	0	0	0	13	15	0	0	0	15	5	26	31	0	4	4	5		
Kendall	8	0	0	0	0	0	8	3	0	0	0	3	0	1	1	0	1	1	0		
Kenedy	0	0	0	0	0	0	0	0	0	0	0	0	0	0	0	0	0	0	0		
Kent	0	0	0	0	0	0	0	0	0	0	0	0	0	0	0	0	0	0	0		
Kerr	3	0	0	0	0	0	3	5	0	0	0	5	0	6	6	0	14	14	4		
Kimble	1	0	0	0	0	0	1	0	0	0	0	0	0	0	0	0	1	1	0		
King	0	0	0	0	0	0	0	0	0	0	0	0	0	0	0	0	0	0	0		
Kinney	0	0	0	0	0	0	0	0	0	0	0	0	0	0	0	0	0	0	0		

TEXAS COMMISSION ON JAIL STANDARDS  
JAIL POPULATION REPORT  
April 1, 1998

COUNTY	PAROLE VIOLATORS										MISDEMEANORS								Bench Warrant	
	Blue Warrants					Total	With a New Charge					Pre-trial Class C	Pre-trial Class A & B	Total Pre-Trial	Felon Reduced	Total Convicted	Total Conv. Misd.			
	Inmates Held						Inmates Held													
	Local		Contract		Elsewhere		Local		Contract		Elsewh.									
	M	F	M	F	M	F	M	F	M	F	M	F								
Kleberg	6	1	0	0	0	0	7	1	0	0	0	0	1	1	9	10	0	8	8	1
Knox	0	0	0	0	0	0	0	0	0	0	0	0	0	0	1	1	0	0	0	0
La Salle	0	0	0	0	2	0	2	0	0	0	0	0	0	0	0	0	0	0	0	0
Lamar	5	0	0	0	0	0	5	1	1	0	0	0	2	3	15	18	0	38	38	8
Lamb	0	0	0	0	0	0	0	1	0	0	0	0	1	1	2	3	0	4	4	0
Lampasas	1	0	0	0	0	0	1	2	0	0	0	0	2	0	2	2	0	1	1	0
Lavaca	0	0	0	0	0	0	0	0	0	0	0	0	0	0	0	0	0	0	0	0
Lee	1	0	0	0	0	0	1	0	0	0	0	0	0	0	2	2	0	3	3	1
Leon	0	0	0	0	0	0	0	0	0	0	0	0	0	1	3	4	0	0	0	7
Limestone	2	0	0	0	0	0	2	9	1	0	0	0	10	1	5	6	0	3	3	0
Lipscomb	0	0	0	0	0	0	0	0	0	0	0	0	0	0	0	0	0	1	1	0
Live Oak	1	0	0	0	3	0	4	0	0	0	0	0	0	0	1	1	0	3	3	1
Llano	0	0	0	0	0	0	0	0	0	0	0	0	0	0	2	2	0	2	2	1
Loving	0	0	0	0	0	0	0	0	0	0	0	0	0	0	0	0	0	0	0	0
Lubbock	27	2	0	0	0	0	29	73	4	0	0	0	77	21	37	58	0	14	14	5
Lynn	1	0	0	0	0	0	1	0	0	0	0	0	0	0	0	0	0	1	1	0
Madison	0	0	0	0	0	0	0	4	0	0	0	0	4	0	3	3	0	6	6	0
Marion	0	0	0	0	0	0	0	1	1	0	0	1	3	2	1	3	0	2	2	0
Martin	0	0	0	0	0	0	0	0	0	0	0	0	0	0	0	0	0	2	2	0
Mason	0	0	0	0	0	0	0	0	0	0	0	0	0	0	2	2	0	1	1	0
Matagorda	5	0	0	0	0	0	5	7	0	0	0	0	7	6	7	13	0	13	13	2
Maverick	1	0	0	0	0	0	1	5	0	0	0	0	5	0	1	1	0	0	0	2
McCulloch	1	0	0	0	0	0	1	0	0	0	0	0	0	0	3	3	0	1	1	0
McLennan	34	6	0	0	0	0	40	47	6	0	0	0	53	0	100	100	0	61	61	6
McMullen	0	0	0	0	0	0	0	0	0	0	0	0	0	0	0	0	0	0	0	0
Medina	0	0	0	0	0	0	0	0	0	0	0	0	0	0	6	6	0	1	1	0
Menard	0	0	0	0	0	0	0	0	0	0	0	0	0	0	0	0	0	3	3	0

TEXAS COMMISSION ON JAIL STANDARDS  
JAIL POPULATION REPORT  
April 1, 1998

COUNTY	PAROLE VIOLATORS												MISDEMEANORS							Bench Warrant
	Blue Warrants						Total	With a New Charge						Pre-trial Class C	Pre-trial Class A & B	Total Pre-Trial	Felon Reduced	Total Convicted	Total Conv. Misd.	
	Inmates Held			Elsewhere				Inmates Held			Elsewh.									
	Local	Contract	F	M	F	M		Local	Contract	F	M	F	M							
	M	F	M	F	M	F	M	F	M	F	M	F								
Midland	11	4	0	0	0	0	15	10	4	0	0	0	14	3	13	16	0	11	11	5
Milam	0	0	0	0	0	0	0	1	0	0	0	0	1	0	1	1	0	4	4	2
Mills	0	0	0	0	0	0	0	0	0	0	0	0	0	0	1	1	0	1	1	0
Mitchell	0	0	0	0	0	0	0	0	0	0	0	0	0	0	1	1	0	3	3	0
Montague	1	0	0	0	0	0	1	5	0	0	0	0	5	2	7	9	0	2	2	3
Montgomery	15	4	0	0	0	0	19	28	4	0	0	0	32	8	29	37	0	13	13	1
Moore	0	0	0	0	0	0	0	0	0	3	0	0	0	0	1	1	0	16	16	0
Morris	0	0	0	0	0	0	0	1	0	0	0	0	1	0	1	1	0	0	0	1
Motley	0	0	0	0	0	0	0	0	0	0	0	0	0	0	0	0	0	0	0	0
Nacogdoche	8	0	0	0	0	0	8	4	0	0	0	0	4	0	26	26	0	16	16	2
Navarro	8	0	0	0	0	0	8	7	1	0	0	0	8	2	25	27	0	23	23	3
Newton	0	1	0	0	2	0	3	0	0	0	0	0	0	0	0	0	0	0	0	1
Nolan	1	0	0	0	0	0	1	1	0	0	0	0	1	0	3	3	0	10	10	2
Nueces	91	11	4	0	0	0	102	24	2	0	0	0	26	5	78	83	0	57	57	3
Ochiltree	1	0	0	0	0	0	1	0	0	0	0	0	0	0	1	1	0	0	0	0
Oldham	0	0	0	0	0	0	0	0	0	0	0	0	0	0	0	0	0	1	1	0
Orange	12	0	0	0	0	0	12	25	0	0	0	0	25	5	18	23	0	4	4	7
Palo Pinto	0	0	0	0	0	0	0	6	1	0	0	0	7	0	2	2	0	3	3	3
Panola	1	0	0	0	0	0	1	1	0	0	0	0	1	0	9	9	0	3	3	0
Parker	6	0	0	0	0	0	6	9	0	0	0	0	9	3	16	19	0	22	22	9
Parmer	0	0	0	0	0	0	0	0	0	0	0	0	0	0	3	3	0	0	0	2
Pecos	3	0	0	0	0	0	3	1	0	0	0	0	1	0	0	0	0	4	4	0
Polk	3	0	0	0	0	0	3	1	0	0	0	0	1	1	6	7	0	14	14	7
Potter	9	3	0	0	0	0	12	14	2	0	0	0	16	0	55	55	0	59	59	3
Presidio	0	0	0	0	0	0	0	1	0	0	0	0	1	0	0	0	0	0	0	1
Rains	0	0	0	0	0	0	0	4	1	0	0	0	5	1	0	1	0	0	0	0
Randall	1	0	0	0	0	0	1	1	1	0	0	4	6	1	32	33	0	6	6	2

72

TEXAS COMMISSION ON JAIL STANDARDS  
JAIL POPULATION REPORT  
April 1, 1998

COUNTY	PAROLE VIOLATORS												MISDEMEANORS								Bench Warrant
	Blue Warrants						Total	With a New Charge						Pre-trial Class C	Pre-trial Class A & B	Total Pre-Trial	Felon Re-duced	Con-victed	Total Conv. Misd.		
	Inmates Held							Inmates Held													
	Local		Contract		Elsewhere			Local		Contract		Elsewh.									
	M	F	M	F	M	F		M	F	M	F	M	F								
Reagan	0	0	0	0	0	0	0	0	0	0	0	0	0	3	3	0	0	0	0		
Real	0	0	0	0	0	0	0	0	0	0	0	0	0	0	0	0	0	0	0		
Red River	0	0	0	0	0	0	3	0	0	0	0	0	3	0	1	0	0	0	1		
Reeves	4	0	0	0	0	0	4	0	0	0	0	0	0	1	2	0	2	0	0		
Refugio	2	0	2	0	0	0	2	1	0	0	0	0	1	1	2	3	0	2	2		
Roberts	0	0	0	0	0	0	0	0	0	0	0	0	0	0	0	0	0	0	0		
Robertson	4	0	0	0	0	0	4	1	0	0	0	0	1	1	4	5	0	2	0		
Rockwall	2	1	0	0	0	0	3	7	1	0	0	0	8	0	12	12	0	0	1		
Runnels	3	0	0	0	0	0	3	0	0	0	0	0	0	0	1	1	0	4	0		
Rusk	8	1	0	0	0	0	9	0	0	0	0	0	0	6	10	16	0	4	0		
Sabine	0	0	0	0	0	0	0	2	0	0	0	0	2	1	0	1	0	0	1		
San Augusti	1	0	0	0	0	0	1	3	0	0	0	0	3	0	0	0	0	0	0		
San Jacinto	3	0	0	0	0	0	3	1	0	0	0	0	1	1	2	3	1	5	6		
San Patricio	16	1	0	0	0	0	17	3	0	0	0	0	3	2	11	13	0	22	0		
San Saba	0	0	0	0	0	0	0	0	0	0	0	0	0	0	0	0	0	1	0		
Schleicher	0	0	0	0	0	0	0	0	0	0	0	0	0	0	1	1	0	0	0		
Scurry	2	0	0	0	0	0	2	3	0	0	0	0	3	0	5	5	0	8	2		
Shackelford	0	0	0	0	0	0	0	0	0	0	0	0	0	0	2	2	0	0	1		
Shelby	0	0	0	0	0	0	0	6	1	0	0	0	7	1	1	2	0	7	0		
Sherman	0	0	0	0	0	0	0	0	0	0	0	0	0	0	1	1	0	0	0		
Smith	36	2	0	0	0	0	38	40	4	0	0	0	44	18	65	83	0	82	57		
Somervell	0	0	0	0	0	0	0	0	0	0	0	0	0	0	1	1	0	2	0		
Starr	5	0	0	0	0	0	5	2	0	0	0	0	2	1	2	3	0	0	0		
Stephens	1	0	0	0	0	0	1	0	0	0	0	0	0	0	1	1	0	2	0		
Sterling	0	0	0	0	0	0	0	0	0	0	0	0	0	0	0	0	0	0	0		
Stonewall	2	1	0	0	0	0	3	0	0	0	0	0	0	0	0	0	0	0	1		
Sutton	1	0	0	0	0	0	1	0	0	0	0	0	0	0	0	0	0	0	0		

73

TEXAS COMMISSION ON JAIL STANDARDS  
JAIL POPULATION REPORT  
April 1, 1998

COUNTY	PAROLE VIOLATORS												MISDEMEANORS							Bench Warrant
	Blue Warrants						Total	With a New Charge						Pre-trial Class C	Pre-trial Class A & B	Total Pre-Trial	Felon Reduced	Con-victed	Total Conv. Misd.	
	Inmates Held							Inmates Held												
	Local		Contract		Elsewhere			Local		Contract		Elsewh.								
	M	F	M	F	M	F		M	F	M	F	M	F							
	Swisher	1	0	0	0	0	0	1	0	0	0	0	0	0	0	0	0	2	1	
Tarrant	145	29	0	0	0	0	174	142	14	0	0	0	156	14	316	330	0	492	47	
Taylor	19	1	0	0	0	0	20	26	4	0	0	0	30	0	17	17	2	27	29	0
Terrell	0	0	0	0	0	0	0	0	0	0	0	0	0	0	0	0	0	0	0	0
Terry	1	0	0	0	0	0	1	0	0	0	0	0	0	1	1	2	0	3	3	1
Throckmorto	0	0	0	0	0	0	0	0	0	0	0	0	0	0	0	0	0	0	0	0
Titus	4	0	0	0	0	0	4	2	0	0	0	0	2	1	4	5	0	3	3	0
Tom Green	11	1	0	0	0	0	12	9	4	0	0	0	13	3	22	25	0	4	4	3
Travis	182	13	0	0	0	0	195	183	13	0	0	0	196	11	182	193	3	224	227	1
Trinity	0	0	0	0	0	0	0	0	0	0	0	1	1	1	1	2	0	0	0	0
Tyler	2	0	0	0	0	0	2	0	0	0	0	0	0	3	9	12	0	0	0	3
Upshur	4	0	0	0	0	0	4	1	0	0	0	0	1	4	12	16	0	4	4	4
Upton	0	0	0	0	0	0	0	0	0	0	0	0	0	0	0	0	0	0	0	1
Uvalde	1	0	0	0	0	0	1	3	0	0	0	0	3	0	2	2	1	3	4	1
Val Verde	1	0	0	0	0	0	1	0	0	0	0	0	0	0	9	9	0	0	0	1
Van Zandt	4	0	0	0	0	0	4	6	2	0	0	0	8	2	6	8	0	2	2	11
Victoria	7	1	0	0	0	0	8	12	1	0	0	0	13	9	21	30	1	33	34	8
Walker	10	1	0	0	0	0	11	2	0	0	0	0	2	2	14	16	0	2	2	2
Waller	2	0	0	0	0	0	2	10	0	0	0	0	10	0	4	4	0	3	3	1
Ward	0	0	0	0	0	0	0	0	0	0	0	0	0	1	1	2	0	3	3	0
Washington	2	0	0	0	0	0	2	0	0	0	0	0	0	0	4	4	0	8	8	0
Webb	14	0	0	0	0	0	14	9	0	0	0	0	9	22	73	95	0	23	23	21
Wharton	4	0	0	0	0	0	4	2	0	0	0	0	2	2	3	5	0	2	2	2
Wheeler	0	0	0	0	0	0	0	0	0	0	0	0	0	0	1	1	1	0	1	0
Wichita	22	0	0	0	0	0	22	12	4	0	0	0	16	0	36	36	0	11	11	2
Wilbarger	2	0	0	0	0	0	2	0	0	0	0	0	0	5	1	6	0	1	1	1
Willacy	0	0	0	0	0	0	0	0	0	0	0	0	0	2	0	2	0	2	2	0

TEXAS COMMISSION ON JAIL STANDARDS  
JAIL POPULATION REPORT  
April 1, 1998

COUNTY	PAROLE VIOLATORS										MISDEMEANORS							Bench Warrant			
	Blue Warrants					Total	With a New Charge					Pre-trial Class C	Pre-trial Class A & B	Total Pre-Trial	Felon Reduced	Total Convicted	Total Conv. Misd.				
	Inmates Held						Inmates Held														
	Contract		Elsewhere		Total		Contract		Elsewh.		Total										
	Local	M	F	M		F	M	F	M	F											
	M	F	M	F	M	F	M	F	M	F	M	F	M	F	M	F	M		F		
Williamson	3	2	0	0	10	6	0	0	0	3	0	12	52	64	1	53	54	13			
Wilson	0	0	0	0	0	2	0	0	0	0	0	0	5	5	0	4	4	1			
Winkler	0	0	0	0	0	1	0	0	0	0	0	0	5	5	0	4	4	1			
Wise	3	0	0	0	0	9	1	0	0	0	0	2	8	10	0	8	8	10			
Wood	3	0	0	0	0	4	0	0	0	0	0	0	4	4	0	4	4	4			
Yoakum	0	0	0	0	0	0	0	0	0	0	0	0	0	0	0	3	3	0			
Young	2	0	0	0	0	2	0	0	0	0	0	1	7	8	0	4	4	2			
Zapata	0	0	0	0	0	1	0	0	0	0	0	0	0	0	0	0	0	0			
Zavala	0	0	1	0	0	1	0	0	0	0	0	0	0	0	0	0	0	0			
Bexar (P)	0	0	19	138	0	0	0	0	0	0	0	0	0	0	0	0	0	0			
Brazoria (P)	0	0	0	0	0	0	0	0	0	0	0	0	0	0	0	0	0	0			
Crystl Cty (P)	0	0	0	0	0	0	0	0	0	0	0	0	0	0	0	0	0	0			
Dickens (P)	0	0	0	0	0	0	0	0	0	0	0	0	0	0	0	0	0	0			
Frio (P)	1	0	0	0	0	1	0	0	0	0	0	0	0	0	0	0	0	1			
Gregg (P)	0	0	0	0	0	0	0	0	0	0	0	0	0	0	0	0	0	0			
Karnes (P)	0	0	1	0	0	0	0	0	0	0	0	0	1	1	0	0	0	1			
Liberty (P)	12	0	0	0	0	5	1	0	0	0	0	5	11	16	0	25	25	3			
Limestone (	0	0	6	0	0	0	0	1	0	0	0	0	1	1	0	0	0	2			
Mansfield (C	0	0	0	0	0	0	0	0	0	0	0	2	1	3	0	0	0	0			
Newton (P)	0	0	2	0	0	0	0	0	0	0	0	0	0	0	0	0	0	0			
Odessa (P)	0	0	0	0	0	0	0	0	0	0	0	0	0	0	0	0	0	0			
Williamson (	0	0	12	0	0	0	0	0	0	0	0	0	0	0	0	0	0	0			
TOTAL	2,323	280	49	139	31	0	2,634	2,249	225	5	0	16	0	2,490	630	3,978	4,608	396	4,780	5,176	1,054

P = Privately Operated Facilities

C = City Operated Facility

TEXAS COMMISSION ON JAIL STANDARDS  
JAIL POPULATION REPORT  
April 1, 1998

COUNTY	Federal Inmates	STATE JAIL FELONS										OTHERS			TOTALS				
		Pre-trial		County Jail Time				State Jail Time				Local	Contract	Total	Inmates in Co.		Jail Capacity	% of Cap.	
				M		F		M		F					Local	Contract			
		M	F	M	F	M	F	M	F										
Anderson	0	0	0	0	0	0	0	0	0	0	0	0	0	0	92	0	92	129	71.32
Andrews	0	2	0	1	0	0	0	0	0	0	0	0	0	0	42	0	42	50	84.00
Angelina	0	0	0	0	0	0	0	0	0	0	0	0	0	0	89	0	89	111	80.18
Aransas	0	0	0	0	0	0	0	0	0	0	0	1	0	1	19	0	19	62	30.65
Archer	0	0	0	0	0	0	0	0	0	0	0	0	0	0	9	0	9	12	75.00
Armstrong	0	0	0	0	0	0	0	0	0	0	0	0	0	0	5	0	5	8	62.50
Atascosa	7	1	0	0	0	0	0	1	0	0	0	0	0	0	105	23	128	138	92.75
Austin	0	0	0	0	0	0	0	1	1	0	0	0	0	0	34	0	34	39	87.18
Bailey	0	0	0	0	0	0	0	0	0	0	0	0	0	0	21	0	21	22	95.45
Bandera	0	0	0	0	0	0	0	0	0	0	2	0	0	2	10	0	10	15	66.67
Bastrop	92	0	0	0	0	0	0	1	1	0	0	23	23	0	84	115	199	232	85.78
Baylor	0	0	0	0	0	0	0	0	0	0	0	0	0	0	7	3	10	15	66.67
Bee	85	0	0	0	0	0	0	0	0	0	2	0	0	2	48	85	133	128	103.91
Bell	154	16	2	0	0	0	0	0	0	1	0	0	0	0	517	154	671	709	94.64
Bexar	17	135	28	3	2	104	19	2	104	19	136	0	136	0	3096	17	3113	3670	84.82
Blanco	0	0	0	0	0	0	0	0	0	0	0	0	0	0	4	0	4	7	57.14
Borden	0	0	0	0	0	0	0	0	0	0	0	0	0	0	0	0	0	0	0.00
Bosque	0	0	0	0	0	0	0	0	0	0	0	0	0	0	25	0	25	35	71.43
Bowie	0	0	0	0	0	0	0	0	0	0	44	359	403	0	287	589	876	922	95.01
Brazoria	0	52	4	0	0	0	0	2	0	0	0	0	0	0	566	0	566	684	82.75
Brazos	0	22	7	0	0	0	0	5	2	5	5	0	5	0	370	0	370	402	92.04
Brewster	24	0	0	0	0	0	0	1	0	0	0	0	0	0	15	24	39	55	70.91
Briscoe	0	0	0	0	0	0	0	0	0	0	0	0	0	0	0	0	0	0	0.00
Brooks	0	0	0	1	0	0	0	0	0	0	0	0	0	0	4	0	4	12	33.33
Brown	0	13	2	0	0	0	0	4	1	0	0	0	0	0	81	0	81	60	135.00
Burleson	0	0	0	0	0	0	0	0	0	0	1	0	1	0	23	0	23	38	60.53
Burnet	0	0	0	0	0	0	0	0	0	0	0	0	0	0	62	0	62	98	63.27

TEXAS COMMISSION ON JAIL STANDARDS  
JAIL POPULATION REPORT  
April 1, 1998

COUNTY	Federal Inmates	STATE JAIL FELONS								OTHERS			TOTALS				
		Pre-trial		County Jail Time				State Jail Time		Local	Contract	Total	Inmates in Co.		Jail Capacity	% of Cap.	
				M	F	M	F	M	F								
		M	F	M	F	M	F	Local	Contract	Total	Local	Contract	Total				
Caldwell	0	0	0	0	0	0	1	1	0	1	115	0	115	148	77.70		
Calhoun	0	0	0	0	0	0	0	0	0	0	40	0	40	48	83.33		
Callahan	0	0	0	0	0	0	0	1	0	1	5	0	5	10	50.00		
Cameron	136	3	0	2	0	20	1	24	0	24	511	136	647	752	86.04		
Camp	0	0	0	0	0	1	0	0	0	0	14	0	14	34	41.18		
Carson	0	0	0	0	0	0	0	1	0	1	14	0	14	24	58.33		
Cass	0	2	0	0	0	0	0	1	0	1	54	0	54	60	90.00		
Castro	0	0	0	0	0	0	0	0	0	0	12	0	12	18	66.67		
Chambers	0	5	1	0	0	1	0	6	0	6	92	0	92	148	62.16		
Cherokee	0	0	0	0	0	2	0	3	0	3	87	0	87	102	85.29		
Childress	0	0	0	0	0	1	0	0	0	0	19	1	20	24	83.33		
Clay	0	0	0	0	0	0	0	0	0	0	16	0	16	38	42.11		
Cochran	0	0	0	0	0	0	0	0	0	0	6	0	6	13	46.15		
Coke	0	0	0	0	0	0	0	0	0	0	0	0	0	0	0.00		
Coleman	0	1	0	1	0	1	0	0	0	0	9	0	9	15	60.00		
Collin	0	31	7	5	1	7	0	0	0	0	577	0	577	632	91.30		
Collingsworth	0	0	0	0	0	0	0	0	0	0	7	0	7	17	41.18		
Colorado	0	1	0	0	0	0	0	0	0	0	47	0	47	100	47.00		
Comal	28	0	0	0	0	7	0	0	0	0	117	28	145	145	100.00		
Comanche	0	0	0	0	0	1	0	0	23	23	22	23	45	49	91.84		
Concho	0	0	0	0	0	0	0	0	0	0	0	0	0	0	0.00		
Cooke	0	4	2	0	0	1	0	0	0	0	80	0	80	73	109.59		
Coryell	0	0	0	0	0	0	0	0	0	0	68	0	68	92	73.91		
Cottle	0	0	0	0	0	0	0	0	0	0	0	0	0	0	0.00		
Crane	0	0	0	0	0	0	0	0	0	0	11	4	15	24	62.50		
Crockett	0	0	0	0	0	0	0	3	0	3	18	0	18	30	60.00		
Crosby	0	0	0	0	0	0	0	1	0	1	12	0	12	19	63.16		

TEXAS COMMISSION ON JAIL STANDARDS  
JAIL POPULATION REPORT  
April 1, 1998

COUNTY	Federal Inmates	STATE JAIL FELONS										OTHERS				TOTALS				
		Pre-trial		Convicted				County Jail Time		State Jail Time		Local	Contract	Total	Inmates in Co.		Jail Capacity	% of Cap.		
										Local	Contract									
		M	F	M	F	M	F	M	F											
Culberson	1	0	0	0	0	0	0	0	0	0	0	0	0	6	1	7	17	41.18		
Dallam	0	0	0	0	0	0	0	0	0	0	0	0	0	6	0	6	17	35.29		
Dallas	372	517	134	134	27	117	33	521	414	935	6249	786	7035	8187	85.93					
Dawson	0	0	1	0	0	2	0	1	0	1	29	4	33	54	0.00					
Deaf Smith	0	0	0	0	0	0	0	0	0	0	74	1	75	94	79.79					
Delta	0	0	0	0	0	0	0	0	0	0	0	0	0	20	0.00					
Denton	193	0	0	1	0	9	0	3	0	3	668	193	861	823	104.62					
DeWitt	0	0	0	2	0	0	0	2	0	2	27	0	27	51	52.94					
Dickens	0	0	0	0	0	0	0	0	0	0	3	0	3	8	37.50					
Dimmit	0	0	0	0	0	0	0	0	0	0	11	0	11	10	110.00					
Donley	0	0	0	0	0	0	0	0	0	0	6	0	6	20	30.00					
Duval	0	0	0	0	0	0	0	0	0	0	14	0	14	14	100.00					
Eastland	0	3	0	0	0	0	0	0	0	0	29	0	29	24	120.83					
Ector	53	19	5	0	0	9	1	0	0	0	374	53	427	667	64.02					
Edwards	18	0	0	0	0	0	0	0	0	0	3	18	21	23	91.30					
El Paso	347	77	5	6	0	24	2	31	0	31	1313	347	1660	1898	87.46					
Ellis	0	29	1	0	0	3	1	4	0	4	206	0	206	202	101.98					
Erath	0	7	6	0	0	0	1	0	0	0	55	0	55	72	76.39					
Falls	0	0	0	0	0	0	0	2	0	2	29	0	29	16	181.25					
Fannin	0	2	0	0	0	0	0	0	0	0	46	0	46	30	153.33					
Fayette	0	0	0	0	0	0	0	0	0	0	45	0	45	45	100.00					
Fisher	0	0	0	0	0	2	0	0	3	3	12	3	15	15	100.00					
Floyd	0	0	0	0	0	1	0	0	0	0	17	0	17	23	73.91					
Foard	0	0	0	0	0	0	0	0	0	0	0	0	0	7	0.00					
Fort Bend	73	44	6	3	1	1	0	7	0	7	378	73	451	773	58.34					
Franklin	0	0	0	0	0	0	0	0	10	10	20	10	30	32	93.75					
Freestone	0	0	0	0	0	2	0	1	0	1	27	0	27	44	61.36					

TEXAS COMMISSION ON JAIL STANDARDS  
JAIL POPULATION REPORT  
April 1, 1998

COUNTY	Federal Inmates	STATE JAIL FELONS										OTHERS			TOTALS				% of Cap.
		Pre-trial		County Jail Time				State Jail Time				Local	Contract	Total	Inmates in Co.		Jail Capacity		
				Convicted															
		M	F	M	F	M	F	M	F	M	F	Local	Contract	Total	Local	Contract	Total Pop.		
Gaines	0	0	0	0	0	0	0	1	0	1	0	0	1	25	4	29	32	90.63	
Galveston	11	43	7	1	0	0	26	4	6	6	0	0	6	695	11	706	880	80.23	
Garza	0	0	0	0	0	0	0	0	1	1	0	0	1	12	0	12	10	120.00	
Gillespie	0	0	0	0	0	0	0	0	0	0	0	0	0	11	0	11	15	73.33	
Glasscock	0	0	0	0	0	0	0	0	0	0	0	0	0	0	0	0	12	0.00	
Goliad	9	0	0	0	0	0	0	0	2	2	0	0	2	24	20	44	48	91.67	
Gonzales	0	0	0	1	0	0	0	0	0	0	0	0	0	16	0	16	16	100.00	
Gray	0	6	1	0	0	0	0	0	2	2	0	0	2	52	0	52	78	66.67	
Grayson	83	4	1	0	0	0	0	0	0	0	0	0	0	195	83	278	228	121.93	
Gregg	0	5	0	1	1	1	6	5	8	8	0	0	8	316	0	316	394	80.20	
Grimes	0	2	0	0	0	0	1	0	1	1	0	0	1	33	0	33	60	55.00	
Guadalupe	0	16	5	3	1	1	1	0	8	8	0	0	8	177	0	177	196	90.31	
Hale	1	2	0	0	0	0	4	0	0	0	0	0	0	163	1	164	190	86.32	
Hall	0	0	0	0	0	0	0	0	0	0	0	0	0	8	0	8	9	88.89	
Hamilton	0	0	0	0	0	0	2	0	0	0	0	0	0	18	0	18	24	75.00	
Hansford	0	0	0	0	0	0	0	0	0	0	0	0	0	6	0	6	9	66.67	
Hardeman	0	0	0	0	0	0	0	0	1	1	0	0	1	6	0	6	11	54.55	
Hardin	0	0	0	0	0	0	2	0	0	0	0	0	0	71	0	71	80	88.75	
Harris	190	226	47	12	6	136	33	6	481	481	0	481	0	7424	190	7614	8969	84.89	
Harrison	1	3	1	0	0	0	0	0	0	0	0	0	0	144	1	145	150	96.67	
Hartley	0	0	0	0	0	0	0	0	0	0	0	0	0	1	0	1	7	14.29	
Haskell	0	1	0	0	0	0	0	0	0	0	0	0	0	3	0	3	18	16.67	
Hays	76	2	0	0	0	0	2	0	0	0	0	0	0	186	76	262	286	91.61	
Hemphill	0	0	0	0	0	0	0	0	0	0	0	0	0	0	1	1	18	5.56	
Henderson	0	0	0	0	0	0	0	0	0	0	0	0	0	125	0	125	225	55.56	
Hidalgo	52	22	0	0	0	0	6	0	53	53	0	53	0	495	52	547	597	91.62	
Hill	0	4	0	6	0	0	0	0	3	3	0	3	0	77	0	77	88	87.50	

TEXAS COMMISSION ON JAIL STANDARDS  
JAIL POPULATION REPORT  
April 1, 1998

COUNTY	Federal Inmates	STATE JAIL FELONS										OTHERS			TOTALS				
		Pre-trial		Convicted				State Jail Time											
				County Jail Time		State Jail Time		Local	Contract	Total	Inmates in Co.		Total Pop.	Jail Capacity	% of Cap.				
		M	F	M	F	M	F				Local	Contract				Local	Contract		
Hockley	0	0	0	0	0	0	0	0	0	0	36	15	51	64	79.69				
Hood	0	3	0	0	0	2	0	0	0	0	78	0	78	192	40.63				
Hopkins	0	8	1	0	0	0	0	1	0	1	69	0	69	58	118.97				
Houston	0	0	0	0	0	0	0	0	0	0	58	0	58	70	82.86				
Howard	0	0	0	0	0	1	0	3	0	3	38	0	38	49	77.55				
Hudspeth	102	2	1	0	0	0	0	0	0	0	14	102	116	120	96.67				
Hunt	0	2	0	0	0	0	0	0	0	0	129	0	129	147	87.76				
Hutchinson	0	0	0	0	0	0	0	2	0	2	38	28	66	70	94.29				
Irion	0	0	0	0	0	0	0	0	0	0	0	0	0	0	0.00				
Jack	0	1	0	0	0	0	0	0	0	0	19	0	19	27	70.37				
Jackson	0	0	0	0	0	0	0	0	0	0	49	0	49	77	63.64				
Jasper	0	1	0	0	0	1	2	0	0	0	41	1	42	50	84.00				
Jeff Davis	0	0	0	0	0	0	0	0	0	0	0	0	0	0	0.00				
Jefferson	1	42	15	0	0	22	3	45	0	45	942	1	943	1451	64.99				
Jim Hogg	0	0	0	0	0	0	0	0	0	0	10	1	11	18	61.11				
Jim Wells	0	0	0	0	0	0	0	0	0	0	24	0	24	30	80.00				
Johnson	0	24	3	4	0	3	1	5	0	5	213	0	213	307	69.38				
Jones	0	0	0	0	0	0	0	0	0	0	54	0	54	31	174.19				
Karnes	0	0	0	0	0	0	0	0	0	0	9	0	9	12	75.00				
Kaufman	0	3	0	0	0	1	0	2	0	2	161	0	161	177	90.96				
Kendall	20	0	0	0	0	0	0	0	0	0	17	20	37	49	75.51				
Kenedy	0	0	0	0	0	0	0	0	0	0	0	0	0	7	0.00				
Kent	0	0	0	0	0	0	0	0	0	0	0	0	0	0	0.00				
Kerr	0	0	1	0	0	1	0	0	0	0	75	1	76	192	39.58				
Kimble	0	0	0	0	0	0	0	2	0	2	12	0	12	19	63.16				
King	0	0	0	0	0	0	0	0	0	0	0	0	0	0	0.00				
Kinney	21	0	0	0	0	0	0	0	0	0	3	21	24	28	85.71				

TEXAS COMMISSION ON JAIL STANDARDS  
JAIL POPULATION REPORT  
April 1, 1998

COUNTY	Federal Inmates	STATE JAIL FELONS										OTHERS			TOTALS				
		Pre-trial		County Jail				State Jail		Local	Contract	Total	Inmates in Co.		Total Pop.	Jail Capacity	% of Cap.		
				Time		Time		Time											
		M	F	M	F	M	F	M	F	Local	Contract	Total	Local	Contract	Total	Pop.	Capacity	% of Cap.	
Kleberg	6	0	0	0	0	0	1	0	0	0	0	89	6	95	124	76.61	76.61		
Knox	0	0	0	0	0	0	0	0	0	0	0	2	0	2	14	14.29	14.29		
La Salle	0	0	0	0	0	0	0	0	0	0	0	0	0	0	0	0	0.00		
Lamar	0	0	0	0	0	0	0	0	0	0	0	152	0	152	196	77.55	77.55		
Lamb	0	1	0	0	0	0	0	0	0	0	0	29	0	29	23	126.09	126.09		
Lampasas	0	10	0	0	0	0	0	0	4	0	4	29	0	29	37	78.38	78.38		
Lavaca	0	0	0	0	0	0	0	0	2	0	2	12	0	12	15	80.00	80.00		
Lee	0	0	1	0	0	0	1	0	0	0	0	16	0	16	20	80.00	80.00		
Leon	0	0	0	2	0	0	0	0	0	0	0	31	0	31	53	58.49	58.49		
Limestone	0	3	0	0	0	0	1	0	0	0	0	52	0	52	64	81.25	81.25		
Lipscomb	0	0	0	0	0	0	0	0	0	0	0	1	0	1	13	7.69	7.69		
Live Oak	0	0	0	0	0	0	0	0	0	0	0	18	0	18	25	72.00	72.00		
Llano	0	2	0	0	0	0	0	0	0	0	0	14	0	14	19	73.68	73.68		
Loving	0	0	0	0	0	0	0	0	0	0	0	0	0	0	0	0.00	0.00		
Lubbock	84	0	0	0	0	0	9	2	0	1	1	644	85	729	835	87.31	87.31		
Lynn	0	0	0	0	0	0	0	0	0	0	0	9	0	9	14	64.29	64.29		
Madison	0	2	0	0	0	0	0	0	0	0	0	37	0	37	51	72.55	72.55		
Marion	0	3	0	0	0	0	0	0	0	0	0	18	0	18	36	50.00	50.00		
Martin	0	0	0	0	0	0	1	0	1	0	1	5	0	5	16	31.25	31.25		
Mason	0	0	0	0	0	0	0	0	0	0	0	4	0	4	5	80.00	80.00		
Matagorda	0	0	0	0	0	0	1	1	0	0	0	86	0	86	89	96.63	96.63		
Maverick	49	0	0	0	0	0	0	0	5	0	5	65	49	114	114	100.00	100.00		
McCulloch	0	0	0	0	0	0	0	0	0	0	0	8	8	16	22	72.73	72.73		
McLennan	55	24	7	2	0	0	0	0	13	0	13	595	55	650	835	77.84	77.84		
McMullen	0	0	0	0	0	0	0	0	0	0	0	0	0	0	0	0.00	0.00		
Medina	0	0	0	0	0	0	0	0	2	0	2	23	0	23	26	88.46	88.46		
Menard	0	0	0	0	0	0	0	0	0	0	0	9	0	9	8	112.50	112.50		

81

160

TEXAS COMMISSION ON JAIL STANDARDS  
JAIL POPULATION REPORT  
April 1, 1998

COUNTY	Federal Inmates	STATE JAIL FELONS										OTHERS			TOTALS				
		Pre-trial		Convicted						Local	Contract	Total	Inmates in Co.		Total Pop.	Jail Capacity	% of Cap.		
				County Jail Time		State Jail Time													
		M	F	M	F	M	F	M	F	Local	Contract	Total	Local	Contract	Total	Pop.	Capacity	% of Cap.	
Midland	38	16	8	5	0	2	1	10	0	10	252	38	290	306	94.77				
Milam	0	0	0	0	0	1	1	0	0	0	38	0	38	46	82.61				
Mills	0	0	0	0	0	0	0	0	0	0	3	0	3	7	42.86				
Mitchell	0	1	0	0	0	0	0	0	0	0	13	0	13	27	48.15				
Montague	0	4	0	0	0	0	0	0	0	0	34	0	34	48	70.83				
Montgomery	198	29	2	0	0	6	1	12	0	12	440	198	638	674	94.66				
Moore	3	0	0	0	0	0	0	1	0	1	30	21	51	62	82.26				
Morris	0	3	0	0	0	0	0	0	17	17	21	17	38	48	79.17				
Motley	0	0	0	0	0	0	0	0	0	0	0	0	0	0	0.00				
Nacogdoche	7	1	0	0	0	3	0	0	39	39	120	46	166	292	56.85				
Navarro	0	12	2	6	1	1	3	0	0	0	151	0	151	290	52.07				
Newton	0	0	0	0	0	0	0	1	3	4	6	3	9	14	64.29				
Nolan	0	0	0	0	0	0	0	0	0	0	30	0	30	54	55.56				
Nueces	142	20	9	4	1	20	5	33	0	33	716	152	868	984	88.21				
Ochiltree	0	0	0	0	0	0	1	1	0	1	33	0	33	32	103.13				
Oldham	0	0	0	0	0	0	0	0	0	0	4	0	4	10	40.00				
Orange	0	0	0	5	0	0	0	2	0	2	194	0	194	330	58.79				
Palo Pinto	0	3	0	0	0	2	0	3	48	51	72	48	120	142	84.51				
Panola	0	2	2	0	0	0	0	1	0	1	45	0	45	47	95.74				
Parker	0	20	3	0	0	7	1	4	0	4	172	0	172	189	91.01				
Parmer	0	0	0	0	0	0	0	0	0	0	11	0	11	21	52.38				
Pecos	0	0	0	0	0	0	0	2	0	2	25	0	25	44	56.82				
Polk	0	5	3	0	0	3	1	0	0	0	89	0	89	119	74.79				
Potter	30	26	9	0	0	6	1	2	0	2	456	30	486	598	81.27				
Presidio	83	0	0	0	0	0	0	0	0	0	14	84	98	108	90.74				
Rains	0	0	0	0	0	0	0	0	0	0	13	0	13	15	86.67				
Randall	0	0	0	0	0	0	0	1	0	1	96	0	96	119	80.67				

82

161

TEXAS COMMISSION ON JAIL STANDARDS  
JAIL POPULATION REPORT  
April 1, 1998

COUNTY	Federal Inmates	STATE JAIL FELONS										OTHERS			TOTALS					
		Pre-trial		Convicted				State Jail Time		Local	Contract	Total	Inmates in Co.		Total Pop.	Jail Capacity	% of Cap.			
				County Jail Time		M		F					Local	Contract						
		M	F	M	F	M	F	M	F											
Reagan	0	0	0	0	0	0	0	0	0	0	0	0	0	3	0	3	10	30.00		
Real	0	0	0	0	0	0	0	0	0	0	0	0	0	1	0	1	3	33.33		
Red River	0	0	0	0	0	0	0	0	0	0	0	65	65	11	65	76	96	79.17		
Reeves	800	0	0	0	0	0	0	1	0	0	3	0	3	30	800	830	749	110.81		
Refugio	0	0	1	0	0	0	0	0	0	0	1	0	1	43	3	46	60	76.67		
Roberts	0	0	0	0	0	0	0	0	0	0	0	0	0	0	0	0	0	0.00		
Robertson	0	0	0	0	3	0	0	0	0	0	0	0	0	21	0	21	53	39.62		
Rockwall	0	0	0	0	0	0	0	0	0	0	0	0	0	98	0	98	105	93.33		
Runnels	0	1	0	0	0	0	0	2	0	0	1	0	1	33	1	34	34	100.00		
Rusk	0	10	2	0	0	0	0	0	0	0	0	0	0	68	0	68	80	85.00		
Sabine	0	0	0	0	0	0	0	0	0	0	3	0	3	11	0	11	17	64.71		
San Augusti	0	0	0	0	0	0	0	0	0	0	0	0	0	8	0	8	30	26.67		
San Jacinto	0	0	0	0	0	0	0	2	0	0	2	0	2	30	0	30	20	150.00		
San Patricio	0	0	0	0	0	0	0	2	0	0	6	0	6	127	0	127	232	54.74		
San Saba	0	0	0	0	0	0	0	0	0	0	0	0	0	5	0	5	12	41.67		
Schleicher	0	0	0	0	0	0	0	0	0	0	0	0	0	4	6	10	15	66.67		
Scurry	0	0	0	0	0	0	0	1	0	0	0	0	0	44	0	44	61	72.13		
Shackelford	0	0	0	0	0	0	0	0	0	0	1	0	1	10	0	10	10	100.00		
Shelby	0	6	0	0	0	0	0	2	0	0	0	0	0	42	0	42	66	63.64		
Sherman	0	0	0	0	0	0	0	0	0	0	0	0	0	2	0	2	13	15.38		
Smith	54	20	5	1	0	0	0	10	4	0	0	0	0	674	54	728	755	96.42		
Somervell	0	0	0	0	0	0	0	0	0	0	0	0	0	11	0	11	20	55.00		
Starr	252	0	0	0	3	0	0	0	0	0	1	0	1	61	252	313	275	113.82		
Stephens	0	0	0	0	0	0	0	0	0	0	0	0	0	17	0	17	27	62.96		
Sterling	0	0	0	0	0	0	0	0	0	0	0	0	0	0	0	0	5	0.00		
Stonewall	0	0	0	0	0	0	0	0	0	0	0	0	0	5	0	5	10	50.00		
Sutton	0	0	0	0	0	0	0	1	0	0	8	0	8	14	0	14	28	50.00		

83

TEXAS COMMISSION ON JAIL STANDARDS  
JAIL POPULATION REPORT  
April 1, 1998

COUNTY	Federal Inmates	STATE JAIL FELONS										OTHERS			TOTALS					
		Pre-trial		County Jail				Convicted				Local	Contract	Total	Inmates in Co.		Total Pop.	Jail Capacity	% of Cap.	
				Time		Time		Time		Local	Contract				Total	Local				Contract
		M	F	M	F	M	F	M	F											
Swisher	0	0	0	0	0	0	0	0	0	0	0	0	0	0	15	1	16	27	59.26	
Tarrant	93	141	36	0	0	0	0	46	5	142	0	142	0	142	3093	93	3186	4224	75.43	
Taylor	46	20	2	1	0	0	0	6	1	22	0	22	0	22	315	46	361	440	82.05	
Terrell	0	0	0	0	0	0	0	0	0	0	0	0	0	0	0	0	0	5	0.00	
Terry	0	1	0	0	0	0	0	0	0	0	0	0	0	0	15	0	15	15	100.00	
Throckmorte	0	0	0	0	0	0	0	0	0	0	0	0	0	0	0	0	0	0	0.00	
Titus	0	2	0	0	0	0	0	1	0	2	138	140	0	138	34	138	172	182	94.51	
Tom Green	8	22	6	0	0	0	0	16	4	0	0	0	0	0	298	8	306	265	115.47	
Travis	0	170	25	155	19	61	10	0	0	25	0	25	0	25	2116	0	2116	3031	69.81	
Trinity	0	0	0	0	0	0	0	0	0	1	0	1	0	1	6	0	6	7	85.71	
Tyler	16	1	0	0	0	0	0	0	0	1	0	1	0	1	30	16	46	43	106.98	
Upshur	0	6	1	2	0	0	0	0	0	1	0	1	0	1	83	0	83	70	118.57	
Upton	0	0	0	0	0	0	0	0	0	0	0	0	0	0	2	0	2	12	16.67	
Uvalde	0	0	0	0	0	0	0	1	0	0	0	0	0	0	36	6	42	48	87.50	
Val Verde	114	1	0	2	1	0	0	0	0	0	0	0	0	0	66	114	180	183	98.36	
Van Zandt	0	1	0	0	0	0	0	0	0	0	38	38	0	38	71	38	109	144	75.69	
Victoria	249	17	2	0	0	0	0	1	1	16	0	16	0	16	221	268	489	500	97.80	
Walker	46	7	1	0	0	0	0	0	3	0	0	0	0	0	116	46	162	160	101.25	
Waller	0	5	1	0	0	0	0	0	1	0	0	0	0	0	71	0	71	110	64.55	
Ward	41	0	0	0	0	0	0	1	0	0	0	0	0	0	29	41	70	74	94.59	
Washington	0	3	0	0	0	0	0	1	0	1	0	1	0	1	51	0	51	148	34.46	
Webb	333	25	0	0	0	0	0	7	0	0	0	0	0	0	287	333	620	475	130.53	
Wharton	42	0	0	0	0	0	0	0	0	6	0	6	0	6	51	42	93	144	64.58	
Wheeler	0	0	0	0	0	0	0	0	0	0	0	0	0	0	6	0	6	14	42.86	
Wichita	0	7	0	0	0	0	0	4	2	5	0	5	0	5	373	0	373	404	92.39	
Wilbarger	0	0	0	0	0	0	0	0	0	0	0	0	0	0	16	0	16	49	32.65	
Willacy	0	0	0	0	0	0	0	0	0	2	0	2	0	2	33	0	33	47	70.21	

TEXAS COMMISSION ON JAIL STANDARDS  
JAIL POPULATION REPORT  
April 1, 1998

COUNTY	Federal Inmates	STATE JAIL FELONS										OTHERS				TOTALS				
		Pre-trial		Convicted						Local	Contract	Total	Inmates in Co.		Total Pop.	Jail Capacity	% of Cap.			
				County Jail Time		State Jail Time		Local	Contract				Total	Local				Contract		
		M	F	M	F	M	F													
Williamson	0	21	3	3	0	0	0	1	0	0	0	377	0	377	438	86.07				
Wilson	105	0	0	0	0	0	0	0	0	0	0	25	105	130	160	81.25				
Winkler	59	0	0	3	0	0	0	0	0	0	0	24	59	83	101	82.18				
Wise	2	12	0	1	0	0	0	0	10	0	10	76	2	78	120	65.00				
Wood	0	5	0	0	0	0	1	0	0	0	0	64	0	64	78	82.05				
Yoakum	0	0	0	0	0	0	0	0	0	0	0	6	0	6	13	46.15				
Young	0	9	0	0	0	0	1	0	0	0	0	38	0	38	42	90.48				
Zapata	41	0	0	0	0	0	0	0	2	0	2	10	41	51	48	106.25				
Zavala	37	0	0	0	0	0	0	0	0	0	0	9	54	63	66	95.45				
Bexar (P)	204	0	0	0	0	0	0	0	0	242	242	0	603	603	634	95.11				
Brazoria (P)	0	0	0	0	0	0	0	0	0	0	0	0	0	0	486	0.00				
Crystl Cty (P)	0	0	0	0	0	0	0	0	0	224	224	0	224	224	227	98.68				
Dickens (P)	0	0	0	0	0	0	0	0	0	97	97	0	460	460	489	94.07				
Frio (P)	58	0	0	0	0	0	0	0	0	200	200	6	258	264	293	90.10				
Gregg (P)	0	0	0	0	0	0	0	0	0	0	0	0	176	176	298	59.06				
Karnes (P)	174	0	0	0	0	0	0	0	0	271	271	2	450	452	502	90.04				
Liberty (P)	122	0	0	0	0	0	0	0	0	0	0	145	122	267	322	82.92				
Limestone (	243	0	0	0	0	0	0	0	0	8	8	3	733	736	836	88.04				
Mansfield (C	0	0	0	0	0	0	0	0	0	250	250	3	250	253	240	105.42				
Newton (P)	0	0	0	0	0	0	0	0	0	427	427	0	437	437	884	49.43				
Odessa (P)	0	0	0	0	0	0	0	0	0	93	93	0	93	93	100	93.00				
Williamson (	0	0	0	0	0	0	0	0	0	98	98	0	405	405	492	82.32				

TOTAL	6,001	2,108	425	385	61	782	163	1,793	3,091	4,884	44,208	11,003	55,211	67,105	82.28
P = Privately Operated Facilities															
C = City Operated Facility															

## JUVENILE FIGURES AND PROJECTIONS\*

## DETENTION BED SPACE

COUNTY	JUVENILE POPULATION TJPC PROJECTION 1997 ACTUAL TEA FIGURES	BED CAPACITY	AVERAGE DAILY POPULATION
Williamson	27,480	10	16
196,190	36,000		
Travis	59,028	64	90
680,541	45,000		
Bell	23,316	104	42
222,146	27,500		
Denton	39,141	73	20
350,905	37,000		
Ft. Bend	38,868	56	38
302,017	44,000		
Montgomery	26,066	26	16
241,855	32,000		
Collins	43,068	15	15
373,095	46,000	100 new Oct 1	

\* Prepared by Williamson County Juvenile Probation Department

DETENTION

Originally based on rojected Texas A & M juvenile populations. The 1993 Planning Committee increased bed space based on 43% increase of projected TJPC juvenile population figures to arrive at the following projected needs for detention beds.

OLD DATA						
1995	1997	2000	2005	2010	2015	2020
17	21	25	32	40	49	58

ACTUAL DATA BASED PM 35% INCREASE OVER TJPC PROJECTIONS					
1997	2000	2005	2010	2015	2020
23	34	43	54	66	78

NEEDS BASED ON A 6% POPULATION INCREASE PER YEAR					
1997	2000	2005	2010	2015	2020
23	28	37	48	63	72

RECOMMENDED BASED ON A 1-8 STAFF RATIO					
1997	2000	2005	2010	2015	2020
24	32	40	48	64	72

0021 0000

# ACADEMY

## OLD DATA

1995	2000	2005	2010	2015	2020
17	24	32	40	47	55

## ACTUAL DATA BASED PM 35% INCREASE OVER TJPC PROJECTIONS

1997	2000	2005	2010	2015	2020
20	32	43	54	63	74

## NEEDS BASED ON A 6% POPULATION INCREASE PER YEAR

1997	2000	2005	2010	2015	2020
20	22	28	37	47	61

## RECOMMENDED BASED ON A 1-8 STAFF RATIO

1997	2000	2005	2010	2015	2020
20	24	32	40	48	64


## JJAEP

## NEEDS BASED ON A 6% POPULATION INCREASE PER YEAR

1997	2000	2005	2010	2015	2020
50	58	78	101	131	170


## RECOMMENDED BASED ON A 1-8 STAFF RATIO

1997	2000	2005	2010	2015	2020
56	64	80	104	136	176



DETENTION REFERRALS

DETENTION REFERRALS




□ Number Referred  
■ Number Detained

RECORDERS MEMORANDUM  
All or parts of the text on this page was not  
clearly legible for satisfactory recordation.

169

Average Age of Juveniles Referred to Detention Center is 14.8 Year of Age.



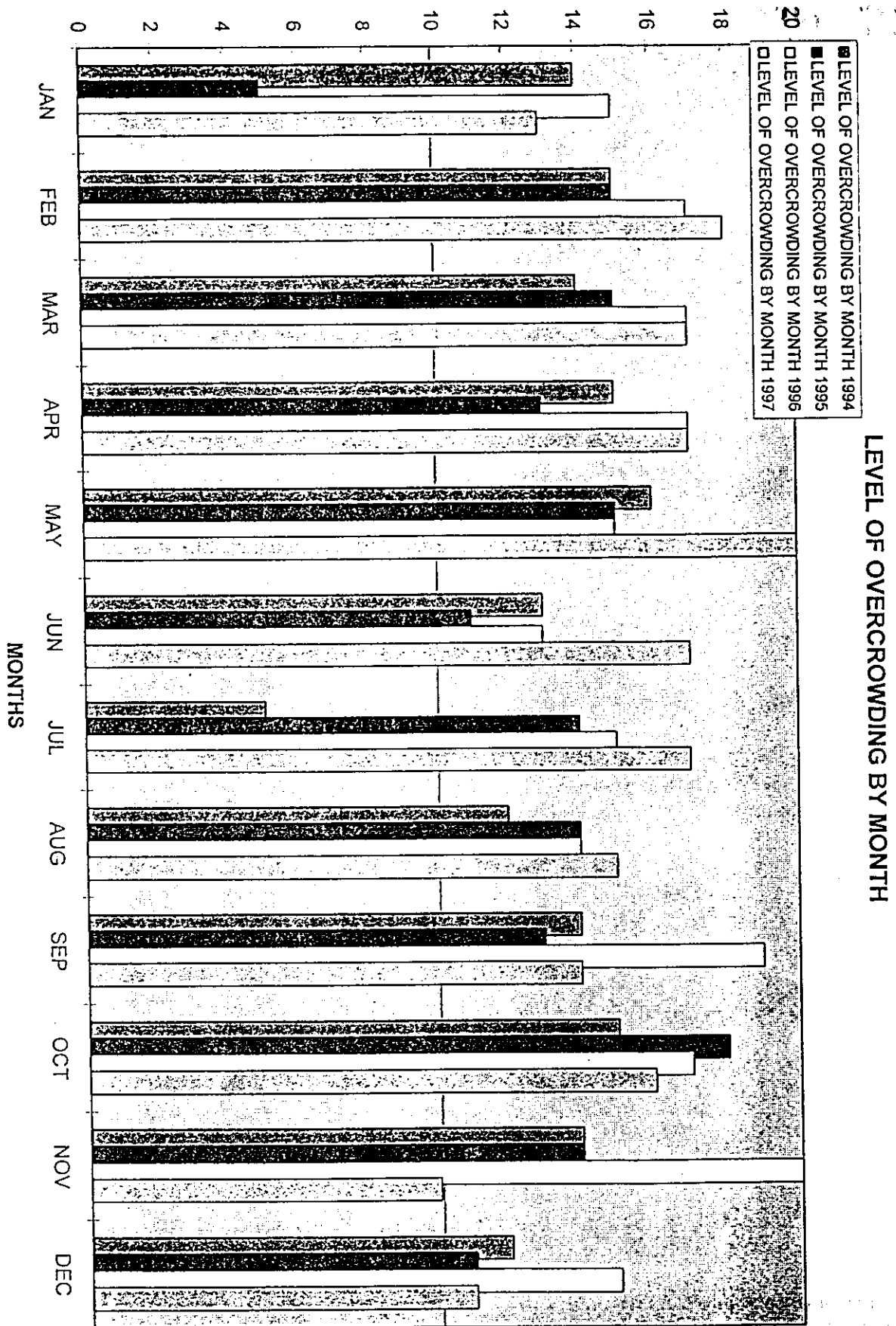
RECORDERS MEMORANDUM

All or parts of the text on this page was not clearly legible for satisfactory recordation.

Series 1

91

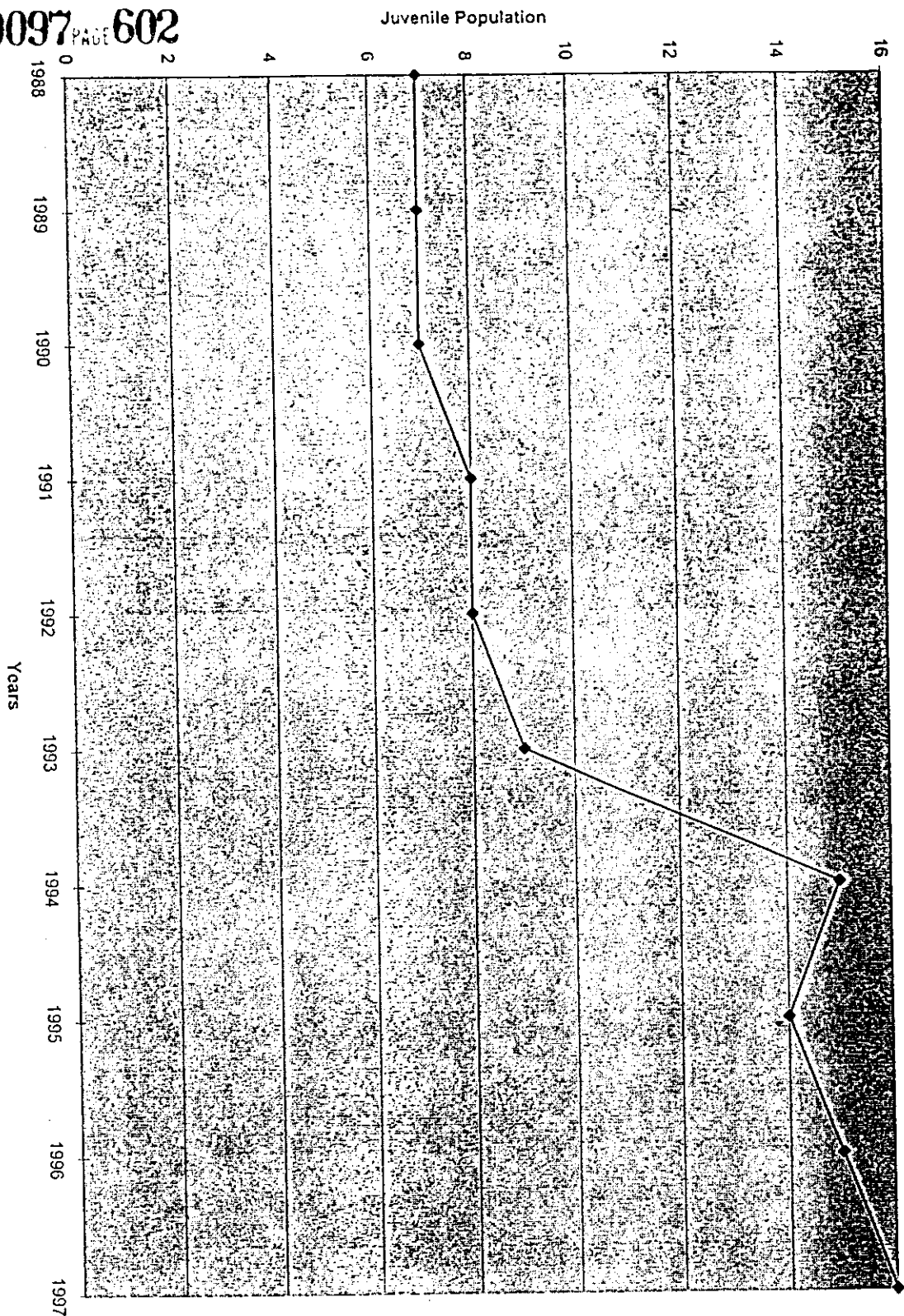
Age of Juveniles at the Time of Referral to Detention - 1997



171

**RECORDERS MEMORANDUM**  
 All or parts of the text on this page was not  
 clearly legible for satisfactory recordation.

Line  
 Indicate  
 10-bed  
 Capacity  
 92



Average Daily Detention Population By Year

**RECORDERS MEMORANDUM**  
 All or parts of the text on this page was not  
 clearly legible for satisfactory recordation.

—◆— Juveniles

AGENDA ITEM # 6

April 28, 1998

Vol 97 Page 603

Consider entering into an interlocal agreement with City of Austin for Lake Creek floodplain modifications.

Moved: Commissioner Heiligenstein

Seconded: Commissioner Mehevec

Motion: To authorize Judge Doerfler to enter into an interlocal agreement from the City of Austin for modifications to Lake Creek drainage project engineering study to be provided to the City of Austin and accept sum of \$25,000 with funds to be deposited into a seperate Lake Creek drainage fund.

Vote: Motion carried 4 - 0

< Clerk copy here >